

Attachment IV - Spending Plan						
EB0 - Agency Total						
GENERAL FUNDS	Total FY 2019 Budget Request	Q1	Q2	Q3	Q4	Total
Total Personal Services (PS)	\$10,802,887	\$2,700,722	\$2,700,722	\$2,700,722	\$2,700,722	\$10,802,887
Total Non-Personal Services (NPS)	\$30,598,980	\$7,649,745	\$7,649,745	\$7,649,745	\$7,649,745	\$30,598,980
Budget Total for FY19		\$10,350,467	\$10,350,467	\$10,350,467	\$10,350,467	\$41,401,867
FEDERAL RESOURCES	Total FY 2019 Budget Request	Q1	Q2	Q3	Q4	Total
Total Personal Services (PS)						\$0
Total Non-Personal Services (NPS)						\$0
Budget Total for FY19		\$0	\$0	\$0	\$0	\$0
INTRA-DISTRICT FUNDS	Total FY 2019 Budget Request	Q1	Q2	Q3	Q4	Total
Total Personal Services (PS)						\$0
Total Non-Personal Services (NPS)						\$0
Budget Total for FY19		\$0	\$0	\$0	\$0	\$0
ENTERPRISE AND OTHER	Total FY 2019 Budget Request	Q1	Q2	Q3	Q4	Total
Total Personal Services (PS)	\$0	\$0	\$0	\$0	\$0	\$0
Total Non-Personal Services (NPS)	\$0	\$0	\$0	\$0	\$0	\$0
Budget Total for FY19		\$0	\$0	\$0	\$0	\$0

Chart Title

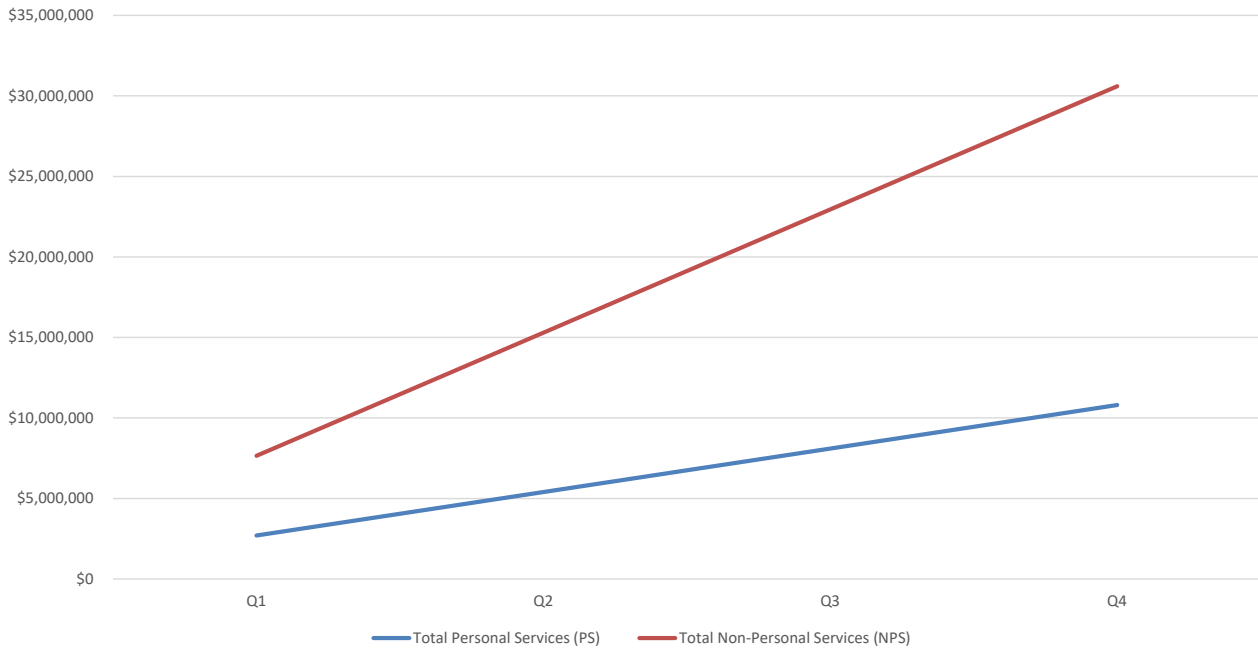


Chart Title

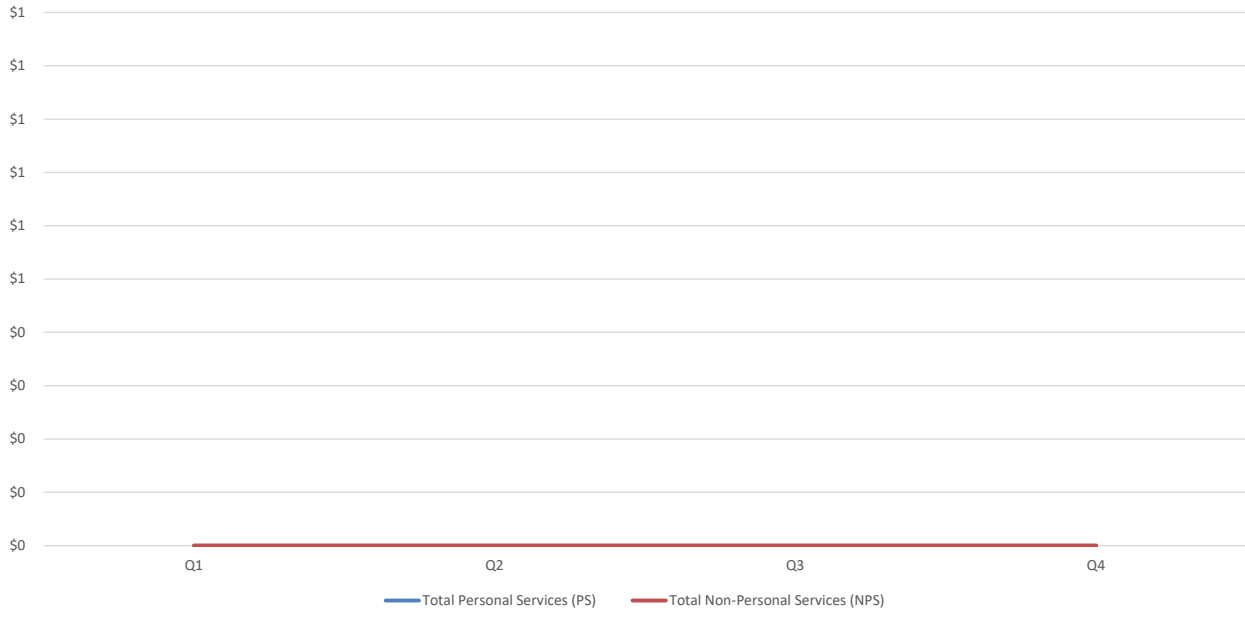


Chart Title

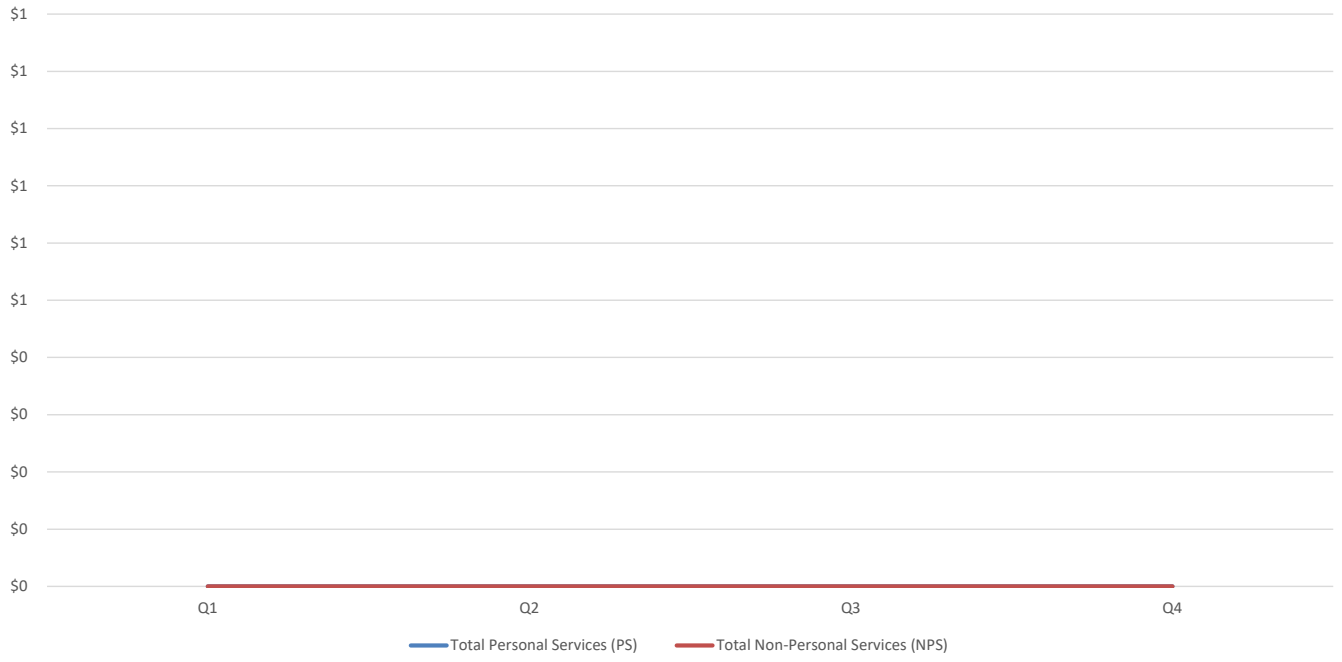
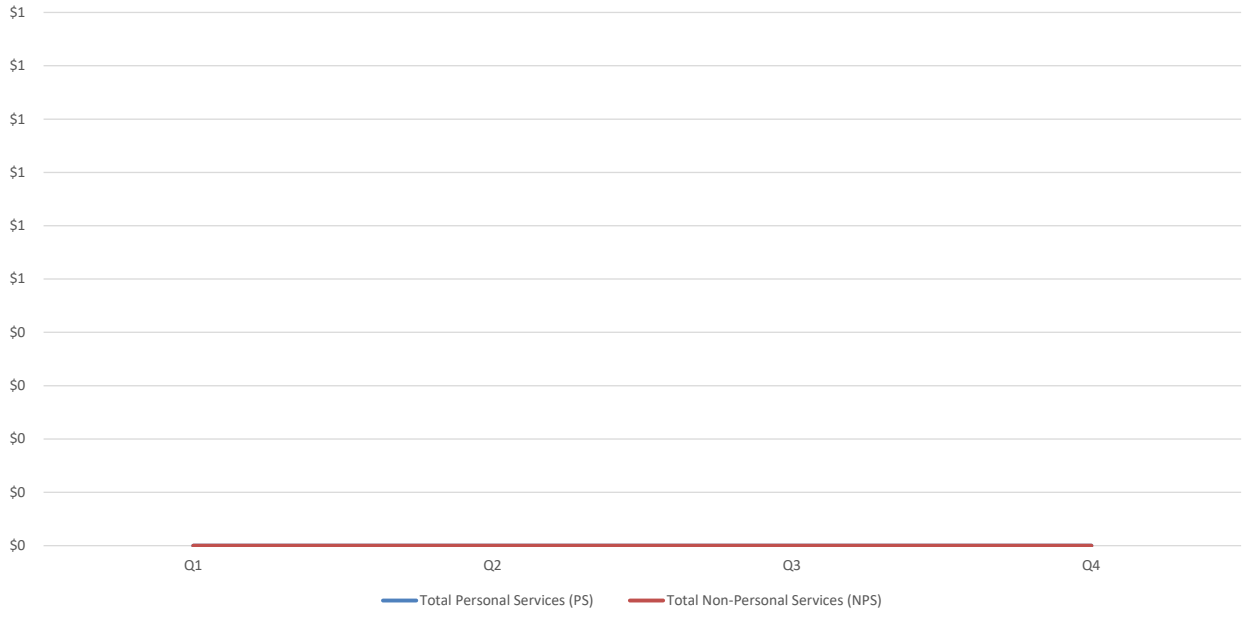


Chart Title



Attachment IV - Spending Plan						
<i>AGENCY FINANCIAL OPERATIONS</i>						
GENERAL FUNDS	Total FY 2019 Budget Request	Q1	Q2	Q3	Q4	Total
Total Personal Services (PS)	\$394,952	\$98,738	\$98,738	\$98,738	\$98,738	\$394,952
Total Non-Personal Services (NPS)	\$0	\$0	\$0	\$0	\$0	\$0
Budget Total for FY19		\$98,738	\$98,738	\$98,738	\$98,738	\$394,952
FEDERAL RESOURCES	Total FY 2019 Budget Request	Q1	Q2	Q3	Q4	Total
Total Personal Services (PS)						\$0
Total Non-Personal Services (NPS)						\$0
Budget Total for FY19		\$0	\$0	\$0	\$0	\$0
INTRA-DISTRICT FUNDS	Total FY 2019 Budget Request	Q1	Q2	Q3	Q4	Total
Total Personal Services (PS)						\$0
Total Non-Personal Services (NPS)						\$0
Budget Total for FY19		\$0	\$0	\$0	\$0	\$0
ENTERPRISE AND OTHER	Total FY 2019 Budget Request	Q1	Q2	Q3	Q4	Total
Total Personal Services (PS)		\$0	\$0	\$0	\$0	\$0
Total Non-Personal Services (NPS)		\$0	\$0	\$0	\$0	\$0
Budget Total for FY19		\$0	\$0	\$0	\$0	\$0

Attachment IV - Spending Plan						
<i>AGENCY MANAGEMENT</i>						
GENERAL FUNDS	Total FY 2019 Budget Request	Q1	Q2	Q3	Q4	Total
Total Personal Services (PS)	\$4,318,053	\$1,079,513	\$1,079,513	\$1,079,513	\$1,079,513	\$4,318,053
Total Non-Personal Services (NPS)	\$783,213	\$195,803	\$195,803	\$195,803	\$195,803	\$783,213
Budget Total for FY19		\$1,275,317	\$1,275,317	\$1,275,317	\$1,275,317	\$5,101,266
<i>FEDERAL RESOURCES</i>						
	Total FY 2019 Budget Request	Q1	Q2	Q3	Q4	Total
Total Personal Services (PS)						\$0
Total Non-Personal Services (NPS)						\$0
Budget Total for FY19		\$0	\$0	\$0	\$0	\$0
<i>INTRA-DISTRICT FUNDS</i>						
	Total FY 2019 Budget Request	Q1	Q2	Q3	Q4	Total
Total Personal Services (PS)						\$0
Total Non-Personal Services (NPS)						\$0
Budget Total for FY19		\$0	\$0	\$0	\$0	\$0
<i>ENTERPRISE AND OTHER</i>						
	Total FY 2019 Budget Request	Q1	Q2	Q3	Q4	Total
Total Personal Services (PS)	\$0	\$0	\$0	\$0	\$0	\$0
Total Non-Personal Services (NPS)	\$0	\$0	\$0	\$0	\$0	\$0
Budget Total for FY19		\$0	\$0	\$0	\$0	\$0

Attachment IV - Spending Plan						
<i>BUSINESS AND WORKFORCE DEVELOPMENT</i>						
GENERAL FUNDS	Total FY 2019 Budget Request	Q1	Q2	Q3	Q4	Total
Total Personal Services (PS)	\$980,690	\$245,173	\$245,173	\$245,173	\$245,173	\$980,690
Total Non-Personal Services (NPS)	\$4,790,235	\$1,197,559	\$1,197,559	\$1,197,559	\$1,197,559	\$4,790,235
Budget Total for FY19		\$1,442,731	\$1,442,731	\$1,442,731	\$1,442,731	\$5,770,925
<i>FEDERAL RESOURCES</i>						
	Total FY 2019 Budget Request	Q1	Q2	Q3	Q4	Total
Total Personal Services (PS)						\$0
Total Non-Personal Services (NPS)						\$0
Budget Total for FY19		\$0	\$0	\$0	\$0	\$0
<i>INTRA-DISTRICT FUNDS</i>						
	Total FY 2019 Budget Request	Q1	Q2	Q3	Q4	Total
Total Personal Services (PS)						\$0
Total Non-Personal Services (NPS)						\$0
Budget Total for FY19		\$0	\$0	\$0	\$0	\$0
<i>ENTERPRISE AND OTHER</i>						
	Total FY 2019 Budget Request	Q1	Q2	Q3	Q4	Total
Total Personal Services (PS)		\$0	\$0	\$0	\$0	\$0
Total Non-Personal Services (NPS)	\$0	\$0	\$0	\$0	\$0	\$0
Budget Total for FY19		\$0	\$0	\$0	\$0	\$0

Attachment IV - Spending Plan						
<i>DEPUTY MAYOR FOR PLANNING AND ECONOMIC</i>						
GENERAL FUNDS	Total FY 2019 Budget Request	Q1	Q2	Q3	Q4	Total
Total Personal Services (PS)		\$0	\$0	\$0	\$0	\$0
Total Non-Personal Services (NPS)	\$425,000	\$106,250	\$106,250	\$106,250	\$106,250	\$425,000
Budget Total for FY19		\$106,250	\$106,250	\$106,250	\$106,250	\$425,000
FEDERAL RESOURCES	Total FY 2019 Budget Request	Q1	Q2	Q3	Q4	Total
Total Personal Services (PS)						\$0
Total Non-Personal Services (NPS)						\$0
Budget Total for FY19		\$0	\$0	\$0	\$0	\$0
INTRA-DISTRICT FUNDS	Total FY 2019 Budget Request	Q1	Q2	Q3	Q4	Total
Total Personal Services (PS)						\$0
Total Non-Personal Services (NPS)						\$0
Budget Total for FY19		\$0	\$0	\$0	\$0	\$0
ENTERPRISE AND OTHER	Total FY 2019 Budget Request	Q1	Q2	Q3	Q4	Total
Total Personal Services (PS)		\$0	\$0	\$0	\$0	\$0
Total Non-Personal Services (NPS)	\$0	\$0	\$0	\$0	\$0	\$0
Budget Total for FY19		\$0	\$0	\$0	\$0	\$0

Attachment IV - Spending Plan						
<i>PROJECT INVESTMENT</i>						
GENERAL FUNDS	Total FY 2019 Budget Request	Q1	Q2	Q3	Q4	Total
Total Personal Services (PS)	\$1,570,215	\$392,554	\$392,554	\$392,554	\$392,554	\$1,570,215
Total Non-Personal Services (NPS)	\$12,097,012	\$3,024,253	\$3,024,253	\$3,024,253	\$3,024,253	\$12,097,012
Budget Total for FY19		\$3,416,807	\$3,416,807	\$3,416,807	\$3,416,807	\$13,667,227
<i>FEDERAL RESOURCES</i>						
FEDERAL RESOURCES	Total FY 2019 Budget Request	Q1	Q2	Q3	Q4	Total
Total Personal Services (PS)						\$0
Total Non-Personal Services (NPS)						\$0
Budget Total for FY19		\$0	\$0	\$0	\$0	\$0
<i>INTRA-DISTRICT FUNDS</i>						
INTRA-DISTRICT FUNDS	Total FY 2019 Budget Request	Q1	Q2	Q3	Q4	Total
Total Personal Services (PS)						\$0
Total Non-Personal Services (NPS)						\$0
Budget Total for FY19		\$0	\$0	\$0	\$0	\$0
<i>ENTERPRISE AND OTHER</i>						
ENTERPRISE AND OTHER	Total FY 2019 Budget Request	Q1	Q2	Q3	Q4	Total
Total Personal Services (PS)	\$0	\$0	\$0	\$0	\$0	\$0
Total Non-Personal Services (NPS)	\$0	\$0	\$0	\$0	\$0	\$0
Budget Total for FY19		\$0	\$0	\$0	\$0	\$0

Attachment IV - Spending Plan						
<i>REAL ESTATE DEVELOPMENT</i>						
GENERAL FUNDS	Total FY 2019 Budget Request	Q1	Q2	Q3	Q4	Total
Total Personal Services (PS)	\$3,538,978	\$884,745	\$884,745	\$884,745	\$884,745	\$3,538,978
Total Non-Personal Services (NPS)	\$12,503,520	\$3,125,880	\$3,125,880	\$3,125,880	\$3,125,880	\$12,503,520
Budget Total for FY19		\$4,010,625	\$4,010,625	\$4,010,625	\$4,010,625	\$16,042,498
<i>FEDERAL RESOURCES</i>						
	Total FY 2019 Budget Request	Q1	Q2	Q3	Q4	Total
Total Personal Services (PS)						\$0
Total Non-Personal Services (NPS)						\$0
Budget Total for FY19		\$0	\$0	\$0	\$0	\$0
<i>INTRA-DISTRICT FUNDS</i>						
	Total FY 2019 Budget Request	Q1	Q2	Q3	Q4	Total
Total Personal Services (PS)						\$0
Total Non-Personal Services (NPS)						\$0
Budget Total for FY19		\$0	\$0	\$0	\$0	\$0
<i>ENTERPRISE AND OTHER</i>						
	Total FY 2019 Budget Request	Q1	Q2	Q3	Q4	Total
Total Personal Services (PS)	\$0	\$0	\$0	\$0	\$0	\$0
Total Non-Personal Services (NPS)	\$0	\$0	\$0	\$0	\$0	\$0
Budget Total for FY19		\$0	\$0	\$0	\$0	\$0