GOVERNMENT OF THE DISTRICT OF COLUMBIA

METROPOLITAN POLICE DEPARTMENT

February 26, 2018

The Honorable Charles Allen
Chair, Committee on the Judiciary
1350 Pennsylvania Avenue, NW
Washington, DC 20004

Dear Councilmember Allen:

This letter is in response to your correspondence received February 2, 2018, in advance of the Committee's Fiscal Year 2017 Performance Oversight hearing of the Metropolitan Police Department (MPD).

General Questions

1. ***Please provide a current organizational chart for the agency, including the number of vacant, frozen, and filled positions in each division or subdivision. Include the names and titles of all senior personnel, and note the date that the information was collected on the chart.***

   The organizational chart is attached, and a table with the personnel information is below. The table identifies civilian vacancies that are funded and approved for hiring. It does not reflect sworn "vacancies," as deployment is allocated according to the current staffing levels. All new recruits are assigned to patrol upon graduation from the training academy, and veteran sworn members are allocated to address current and emerging issues as needed.

As of 2/20/18	Title	Manager	Sworn FTEs	Civilian FTEs	Civilian Vacancies
	Chief	Peter Newsham	1	0	0
Executive Office of the Chief of Police	COO	Leeann Turner	3	10	1
Office of the General Counsel/Labor Relations (Union Reps)	General Counsel	Terry Ryan	4	11	2
Executive Protection Unit	Lieutenant	Reginald Powell	8	0	0
Office of Risk Management	Director	Anthony Newman	2	10	0
Office of Chief Technology Officer	Executive Director	Behyar Ghahramani	10	87	12
Office of Communications	Director	Dustin Sternbeck	2	15	1
FOIA Office	Inspector	Vendette Parker	1	8	4
Grants and Procurement	Program Manager	Marvin Johnson	0	3	0
Strategic Change Division	Executive Director	Kelly O'Meara	23	12	0
Subtotal			54	156	20
Internal Affairs Bureau	Assistant Chief	Kimberly Chisley-Missouri	3	3	0
Internal Affairs Division	Inspector	Kimberly Dickerson	30	4	3
EEOC Division	Diversity Manager	Alphonso Lee	0	6	1
Court Liaison Division	Inspector	Brian Grogan	14	12	1
Internal Compliance Division	Program Manager	Berlin Madison	2	2	1
Subtotal			49	27	6
Homeland Security Bureau	Assistant Chief	Jeffrey Carroll	5	1	0
Joint Strategic & Tactical Analysis Command Center	Commander	Keith Deville	82	51	4
Special Operations Division	Commander	Guillermo Rivera	190	35	2

As of 2/20/18	Title	Manager	Sworn FTEs	Civilian FTEs	Civilian Vacancies
Special Projects Office	Inspector	Edward Delgado	2	5	0
Joint Terrorism Task Force Office			5	0	0
Subtotal			284	92	6
Corporate Support Bureau	Executive Director	William Sarvis	2	2	0
Fleet Services Division	Manager	George Hester	2	6	0
Medical Services Division	Director	Matthew Miranda	6	3	1
Property Division	Commander	Willie Dandridge	5	46	4
Records Division	Director	Bernadine Greene	18	26	1
Subtotal			33	84	6
Professional Development Bureau	Executive Director	Marvin Haiman	2	3	0
Disciplinary Review Division	Inspector	Michael Gottert	5	4	1
Human Resource Management Division	Director	Angela Simpson	3	20	1.5
Metropolitan Police Academy	Commander	Ralph Ennis	68	27	1
Recruits in MPA			166	0	0
Cadets in MPA			0	72	0
Recruiting Division	Director	Kathleen Crenshaw	7	25	2
Testing and Standards	Director	Laura Wagman	0	3	1
Office of Volunteer Coordination	Special Assistant	Amy Costanzo	1	2	0
Subtotal			252	156	4.5
Patrol Services North	Patrol Chief	Lamar Greene	11	3	0
Second District	Commander	Melvin Gresham	324	9	2
Third District	Commander	Stuart Emerman	337	11	1
Fourth District	Commander	Wilfredo Manlapaz	343	13	1
Fifth District	Commander	William Fitzgerald	346	12	2
Subtotal			1361	48	6
Patrol Services South	Patrol Chief	Robert Contee	8	1	0
First District	Commander	Morgan Kane	356	8	4
Sixth District	Commander	David Taylor	351	11	2
Seventh District	Commander	Regis Bryant	350	9	1
Subtotal			1065	29	7
Investigative Services Bureau	Assistant Chief	Michael Anzallo	5	1	0
Narcotics and Special Investigations Division	Commander	Robin Hoey	167	8	0
Crime Scene Investigations Division	Lieutenant	Alesia Wheeler	19	1	0
Criminal Investigations Division	Commander	Leslie Parsons	350	17	0
Youth and Family Services Division	Commander	Chanel Dickerson	105	13	0
School Security Division	Inspector	Michael Coligan	109	6	0
Subtotal			755	46	0
Agency Chief Financial Officer	AFO	Leroy Clay	0	32	2
Total			**3853**	**670**	**59.5**

a. Please provide an explanation of the roles and responsibilities of each division and subdivision.

The Metropolitan Police Department (MPD) operates through the following seven bureaus:

Executive Office of the Chief of Police (EOCOP) – provides management, oversight, and direction for the agency.

The EOCOP contains the following eight subdivisions:

- **Office of the General Counsel –** provides advice and counsel to the Chief of Police; represents the Department in administrative litigation; processes and responds to civil and criminal subpoenas; and reviews and drafts legislative and rulemaking proposals;
- **Office of Communications –** manages the MPD's media relations; public information; internal and external communications via print and digital media; major marketing and outreach campaigns; and the photographic services section;
- **Strategic Change Division** – coordinates strategic planning, government relations, legislative affairs, and organizational performance management; develops policies and procedures for the Department; and provides targeted outreach and specialized response to historically underserved communities;
- **Office of the Chief Information Officer –** provides strategic IT vision, leadership, and enterprise solutions that advance MPD's mission;
- **Office of Risk Management –** provides risk assessment, identification, analysis, control, financing direction, guidance, and support to mitigate the total cost of risk;
- **Executive Protection Unit** – responsible for the security of the Mayor;
- **FOIA Office –**responsible for providing access to public records; and
- **Grants and Procurement** – develops, administers, and monitors all Departmental grants in addition to conducting micro-purchasing for the agency.

Patrol Services North and South Bureaus – coordinates crime prevention and reduction efforts in the seven police districts. In addition to providing professional and effective patrol services throughout the District, this division responds to all calls for police service and coordinates police services to residents, visitors, and commuters. Patrol Services North comprises the Second, Third, Fourth, and Fifth Police Districts, and Patrol Services South comprises the First, Sixth, and Seventh Police Districts.

Investigative Services Bureau – works with the community to solve crimes, helps bring offenders to justice, supports the recovery of victims, and protects witnesses.

The ISB contains the following five subdivisions:

- **Criminal Investigations Division** – investigates and solves crimes so that offenders are brought to justice, and provides assistance to victims;
- **Narcotics and Special Investigations Division** – provides proactive criminal enforcement services so that citizens can live in neighborhoods free from drug dealing, drug-related crime, and prostitution;
- **Crime Scene Investigations Division** – processes crime scenes and coordinates evidence collection;
- **Youth and Family Services Division** – investigates abuse of minors, sexual abuse, internet-related crimes against minors, and human trafficking; processes all juvenile arrestees; and coordinates proactive outreach to community members and youth; and
- **School Safety Division** – safeguards and provides services to students and staff at District of Columbia Public Schools and Public Charter Schools. The Division strives to reduce juvenile victimization and delinquent behavior through a variety of

programs. It also manages the security contract for District of Columbia Public Schools.

Homeland Security Bureau – integrates intelligence and operational functions to ensure that the District is well protected and that the government works to prevent and is prepared to respond to threats and critical incidents. The division also works directly to support patrol operations to reduce crime and fear of crime with specialized patrol and tactical resources, and works constantly to improve information-sharing, process relevant information, and provide actionable intelligence to relevant personnel.

HSB contains the following subdivisions:

- **Special Operations Division** – provides specialized patrol, tactical, rescue, and security services to the public, businesses, and government in the District; and
- **Joint Strategic & Tactical Analysis Command Center** – supports District functions in keeping both the command staff and the community aware, by sending out crime alerts that give timely information about offenses occurring within neighborhoods, and coordinates with the Washington Regional Threat Analysis Center and the Capitol Police; works with local and federal partners to assist with intelligence gathering and dissemination relating to crimes that have been committed, or would possibly be committed, within the District of Columbia; and provides research and analytical services to support innovative policing operations and public safety practices.

Professional Development Bureau – helps the department strategically manage its human capital through recruiting, hiring, training, and personnel services.

This bureau contains the following subdivisions:

- **Metropolitan Police Academy Division** – provides training to MPD recruits and sworn personnel to create a capable, knowledgeable, and professional staff; augments patrol functions by providing additional uniformed personnel to perform patrol functions in various areas and at times areas with higher crime rates;
- **Human Resource Management Division** – Manages hiring processes for all MPD staff. Retains and makes appropriate duty status determinations for sworn personnel;
- **Recruiting Division** – conducts outreach to recruit a diverse and highly qualified workforce; conducts comprehensive examination and background screening on all prospective applicants; and
- **Disciplinary Review Division** – reviews sustained misconduct cases for MPD employees; conducts resolution and adverse action hearings.

Corporate Support Bureau – oversees the major technical and business functions of the Department that are critical to keeping the complex and large agency running effectively and efficiently, including fleet management, equipment and supply, and evidence and property control; and provides medical support for the agency's sworn members.

This bureau contains the following five subdivisions:

- **General Support Services Division** – enforces regulation of Security Officers and Special Police Officers; processes applications for firearms registrations, concealed carry licenses, and permits under LEOSA; handles complaints and/or requests for reasonable accommodations under the Americans with Disabilities Act from employees and the general public;
- **Medical Services Division –** manages the Police & Fire Clinic and the medical services contract that provides medical care for sworn members who sustain occupational injuries and illnesses, and conducts medical examination for sworn members and applicants;
- **Property Division**– provides support in receiving and transferring evidence for MPD and other law enforcement agencies; manages clothing and equipment for sworn and civilian members of the Department;
- **Records Division -** maintains and provides police records and background checks to the public, local government agencies, and the criminal justice community; and
- **Fleet Services Division –** oversees vehicle contracts and maintenance.

Internal Affairs Bureau – acts as the guardian of MPD's reputation and ensures MPD's accountability through comprehensive investigations of alleged misconduct and uses of force.

This bureau contains the following four subdivisions:

- **Internal Affairs Division** – conducts general investigations into allegations of police misconduct and use of force by MPD personnel;
- **EEO Investigations Divisions** – ensures compliance with equal employment opportunity laws and regulations;
- **Court Liaison Division** – coordinates officer appearances in court related to criminal and traffic cases; and
- **Internal Compliance Division** – serves as the liaison to the Office of Police Complaints; recommends training and policy improvements for employees and supervisors who are exhibiting problem behavior.

b. Please provide a narrative explanation of any changes to the organizational chart made during the previous year.

Effective Sunday, April 23, 2017, the Patrol Services and School Safety Bureau was divided into two bureaus: Patrol Services North (PSN) and Patrol Services South (PSS). Patrol Services North is comprised of the Second, Third, Fourth, and Fifth Police Districts and Patrol Services South is comprised of the First, Sixth, and Seventh Police Districts.

Each patrol bureau is led by a Patrol Chief, who will ensure a seamless transition and provide executive command leadership for MPD's patrol operations to better serve residents and meet community needs. This new structure supports the growth of the District of Columbia and will provide the Chief of Police and executive staff with additional visibility and insight into MPD's patrol activities and services.

Lamar Greene serves as the Patrol Chief of the PSN Bureau and Robert Contee serves as the Patrol Chief of the PSS Bureau. Both Assistant Chiefs Greene and Contee have extensive experience in patrol as well as in intelligence, special operations, and internal roles throughout the Department.

As part of this realignment, MPD's School Safety Branch (SSB) has moved under the Investigative Services Bureau (ISB), reporting directly to the ISB Assistant Chief. This transition helps facilitate MPD's youth services and investigations, as well as more effectively align the Department's outreach and support efforts for children and families throughout the city.

2. ***Please provide a current Schedule A for the agency which identifies each position by program and activity, with the employee's title/position, salary, fringe benefits, and length of time with the agency. Please note the date that the information was collected. The Schedule A should also indicate if the position is continuing/term/temporary/contract or if it is vacant or frozen. Please separate salary and fringe and indicate whether the position must be filled to comply with federal or local law.***

   The requested information, which is attached, was provided by the Agency Fiscal Officer. For a variety of reasons, including the delay between organizational changes being reflected in the budget structure, changes in details, and other changes not reflected in the PeopleSoft system, the program data in the schedule A may not match where the employee reports.

3. ***Please list all employees detailed to or from your agency. For each employee identified, please provide the name of the agency the employee is detailed to or from, the reason for the detail, the date of the detail, and the employee's projected date of return.***

   All of the employees below are detailed to the Department of Forensic Sciences (DFS) to support joint MPD/DFS Crime Scene Responsibilities. Their projected date of return is still to be determined.

First Name	Last Name	Rank	Date of Assignment
Fred	Brown	Officer	8/3/2015
Steven	Chase	Officer	2/17/2013
Eric	Coker	Officer	8/3/2015
Thomas	Coughlin	Officer	8/3/2015
Michael	Deprince	Officer	8/3/2015
James	Fields	Officer	8/3/2015
Norman	Frost	Sergeant	8/3/2015
Jay	Gregory	Officer	8/3/2015
Eric	Hampton	Officer	8/3/2015
Gregory	Johnson	Officer	8/3/2015
Jason	Korczynski	Sergeant	8/3/2015
Adrian	Lancaster	Officer	8/3/2015
Robert	Mccollum	Officer	8/3/2015
Tina	Ramadhan	Officer	8/3/2015
Wayne	Rimel	Senior Police Sergeant	8/3/2015
Edward	Roach	Officer	8/3/2015
Melvin	Sanders	Officer	8/3/2015
Ivan	Singleton	Officer	8/3/2015

First Name	Last Name	Rank	Date of Assignment
Mocte'Ma	Stevens	Officer	8/3/2015
Alesia	Wheeler	Lieutenant	8/3/2015

4. ***Please provide the Committee with:***

   a. ***A list of all employees who received or retained cellphones, personal digital assistants, or similar communications devices at agency expense in FY17 and FY18, to date;***

   The requested information is attached.

   b. ***A list of all vehicles owned, leased, or otherwise used by the agency and to whom the vehicle is assigned, as well as a description of all vehicle accidents involving the agency's vehicles in FY17 and FY18, to date;***

   The requested vehicle list is attached. MPD vehicles are typically assigned by unit or by position (such as Patrol Chief North or Patrol Chief South). Therefore the list includes the assigned MPD bureau and unit, as well as the year, make, and model for MPD vehicles. Accident information is provided below.

CY2017 Accidents

Unit	Ruled by Crash Review Board		Not Ruled on yet by CRB	Total
	Preventable	Non-Preventable		
1D	46	24	6	76
2D	20	29	1	50
3D	44	22	8	74
4D	42	34	16	92
5D	60	32	12	104
6D	38	33	7	78
7D	34	34	8	76
CSB	6	3	0	9
EOCOP	10	6	3	19
HSB	18	22	5	45
ISB	30	53	17	100
PDB	3	2	0	5
PSB*	4	2	0	6
PSN*	0	0	0	0
PSS*	0	0	0	0
Total:	355	296	83	734

*NOTE – In April 2017, PSB was eliminated and replaced by PSN and PSS.

CY2018 Accidents

Unit	Ruled by Crash Review Board		Not Ruled on yet by CRB	Total
	Preventable	Non-Preventable		
1D		1	4	5
2D			0	0
3D			5	5
4D			1	1
5D			1	1
6D			2	2

Unit	Ruled by Crash Review Board		Not Ruled on yet by CRB	Total
	Preventable	Non-Preventable		
7D	1		2	3
CSB			0	0
EOCOP			1	1
HSB			2	2
ISB			2	2
PDB			0	0
PSN			0	0
PSS			0	0
Total:	1	1	20	22

c. ***A list of travel expenses, arranged by employee for FY17 and FY18, to date, including the justification for travel; and***

The requested information was provided by the Agency Fiscal Officer and is attached.

d. ***A list of the total workers' compensation payments paid in FY17 and FY18, to date, including the number of employees who received workers' compensation payments, in what amounts, and for what reasons.***

The information below was provided by the Agency Fiscal Officer. In general, MPD officers go on Workers' Comp (Performance of Duty / Sick Leave) for vehicle accidents, assaults, trip and falls, and injury while attempting to make an arrest.

	2017		2018 To-date	
	Employees Paid	Amount Paid	Employees Paid	Amount Paid
Workers' Compensation	652	$5,613,738	217	$1,483,016

5. ***For FY17 and FY18, to date, what was the total cost for mobile communications and devices, including equipment and service plans?***

	FY2017	FY2018 Q1*
Cellular	$1,732,349	$437,180
Tablet	$45,315	$11,273
Wireless Air-card	$435,086	$104,450

*Through December 31, 2017 (FY18 Q1)

6. ***For FY17 and FY18, to date, please list all intra-District transfers to or from the agency.***

The following information was provided by the Agency Fiscal Officer.

Transfers-In

List of Intra-District Transfers – MPD as Seller (Transfers-In)					
Fiscal Year	Agency	Service	Amount	Period	MOU
2017	FT0	MOU WITH HSEMA: 17TH STREET FESTIVAL	$4,366	10/1/16 - 9/30/17	✔
2017	CB0	MOU WITH OAG: PATERNITY WARRANT SQUAD	$128,652	10/1/16 - 9/30/17	✔
2017	LQ0	MOU WITH ABRA: ABC LICENSE ENFORCEMENT	$1,047,683	10/1/16 - 9/30/17	✔
2017	RM0	MOU WITH DBH/APRA: SYNAR TOBACCO INSPECTIONS	$25,080	10/1/16 - 9/30/17	✔
2017	KA0	MOU WITH DDOT: BREATH ALCOHOL TESTING	$480,710	10/1/16 - 9/30/17	✔

List of Intra-District Transfers – MPD as Seller (Transfers-In)					
Fiscal Year	Agency	Service	Amount	Period	MOU
2017	FT0	MOU WITH HSEMA: BARRACKS ROW FEST	$4,204	10/1/16 - 9/30/17	✔
2017	BX0	MOU WITH CAH : ANNUAL 202 ARTS & MUSIC FESTIVAL	$24,023	10/1/16 - 9/30/17	✔
2017	RL0	MOU WITH CFSA: FINGERPRINTING - EMPLOYEES	$4,441	10/1/16 - 9/30/17	✔
2017	FT0	MOU WITH HSEMA: CAPITAL PRIDE	$26,293	10/1/16 - 9/30/17	✔
2017	GA0	MOU WITH DCPS: SCHOOL SECURITY CONTRACT	$17,333,397	10/1/16 - 9/30/17	✔
2017	SR0	MOU WITH DISB: FINGERPRINTING SERVICES	$9,628	10/1/16 - 9/30/17	✔
2017	KA0	MOU WITH DDOT: ECITATION	$499,958	10/1/16 - 9/30/17	✔
2017	FT0	COR WITH HSEMA: DC FUNK PARADE	$22,947	10/1/16 - 9/30/17	✔
2017	AM0	MOU WITH DGS: FIREARMS QUALIFICATION TRAIN	$28,274	10/1/16 - 9/30/17	✔
2017	FL0	MOU WITH DOC: FIREARMS QUALIF. TRAINING	$35,000	10/1/16 - 9/30/17	✔
2017	FT0	MOU WITH HSEMA: FIESTA DC	$22,488	10/1/16 - 9/30/17	✔
2017	BE0	MOU WITH DCHR: MEDICAL SERVICES/USE OF PFC	$13,454	10/1/16 - 9/30/17	✔
2017	FT0	MOU WITH HSEMA: H ST FEST	$15,485	10/1/16 - 9/30/17	✔
2017	KA0	MOU WITH DDOT: OCCUPANT PROTECTION	$341,860	10/1/16 - 9/30/17	✔
2017	GD0	MOU WITH OSSE: SECURITY SERVICES	$27,369	10/1/16 - 9/30/17	✔
2017	KA0	MOU WITH DDOT: PEDESTRIAN-BICYCLE SAFETY	$78,744	10/1/16 - 9/30/17	✔
2017	FB0	MOU WITH FEMS: POLICE AND FIRE CLINIC	$4,169,734	10/1/16 - 9/30/17	✔
2017	AM0	MOU WITH DGS: MEDICAL SERVICES/PFC USE	$35,941	10/1/16 - 9/30/17	✔
2017	KA0	MOU WITH DDOT: POLICE TRAFFIC SERVICES	$371,905	10/1/16 - 9/30/17	✔
2017	FO0	MOU WITH OVJ: SORNA (SEX OFFENDER REGISTRY)	$268,769	10/1/16 - 9/30/17	✔
2017	FT0	MOU WITH HSEMA: ST. PATRICK'S DAY PARADE	$24,217	10/1/16 - 9/30/17	✔
2017	KA0	MOU WITH DDOT: STREETCAR	$756,003	10/1/16 - 9/30/17	✔
2017	FO0	MOU WITH OVJ: VIOLENCE AGAINST WOMEN	$91,380	10/1/16 - 9/30/17	✔
2017 TOTAL			**$25,892,004**		
2018	GA0	MOU WITH DCPS: SCHOOL SECURITY CONTRACT	$2,837,124	10/1/17 - 9/30/18	✔
2018	KA0	MOU WITH DDOT: ECITATION	$686,072	10/1/17 - 9/30/18	✔
2018	KA0	MOU WITH DDOT: OCCUPANT PROTECTION	$170,440	10/1/17 - 9/30/18	✔
2018	KA0	MOU WITH DDOT: PEDESTRIAN-BICYCLE SAFETY	$132,590	10/1/17 - 9/30/18	✔
2018	KA0	MOU WITH DDOT: POLICE TRAFFIC SERVICES	$424,800	10/1/17 - 9/30/18	✔
2018 TOTAL			**$4,251,026**		

Transfers-Out

List of Intra-District Transfers – MPD as Buyer (Transfers-Out)					
Fiscal Year	Agency	Service	Amount	Period	MOU
2017	FQ0	TRANSFER OF FUNDING FOR CPLB	$105,000	10/1/16 - 9/30/17	✔
2017	BE0	INTERN SERVICES FOR DLP & SUMMER INTERNSHIP	$65,878	10/1/16 - 9/30/17	✔
2017	TO0	IT - STAFF SUPPORT	$132,697	10/1/16 - 9/30/17	✔
2017	TO0	MPD DATA SERVICES	$823,380	10/1/16 - 9/30/17	✔
2017	TO0	COST REIMBURSEMENT FOR CCTV CAMERAS	$181,430	10/1/16 - 9/30/17	✔
2017	TO0	PLANT FIBER CONSTRUCTIONS & ELECTRICAL WORK	$698,205	10/1/16 - 9/30/17	✔
2017	TO0	MOU - STAND ALONE RECRUITMENT WEBSITE	$92,000	10/1/16 - 9/30/17	✔
2017	KV0	DMV ATE TICKET PROCESSING SERVICES	$5,540,136	10/1/16 - 9/30/17	✔
2017	TO0	VOLUME LICENSES FOR MICROSOFT PRODUCTS.	$321,843	10/1/16 - 9/30/17	✔
2017	TO0	MOU-MICROSOFT 365	$207,465	10/1/16 - 9/30/17	✔
2017	TO0	VIRTUAL MACHINES & ADDITIONAL RESOURCES	$324,704	10/1/16 - 9/30/17	✔
2017	TO0	MOU WITH OCTO FOR OCTO SERVICES	$75,000	10/1/16 - 9/30/17	✔
2017	A10	SINGLE AUDIT	$5,829	10/1/16 - 9/30/17	
2017	A10	CASHIER SERVICES BILLING	$94,291	10/1/16 - 9/30/17	✔
2017	A10	BILL ARMORED CARS	$2,400	10/1/16 - 9/30/17	✔

List of Intra-District Transfers – MPD as Buyer (Transfers-Out)					
Fiscal Year	Agency	Service	Amount	Period	MOU
2017	AS0	RTS - TELCOM	$801,409	10/1/16 - 9/30/17	
2017	PO0	P-CARD	$933,797	10/1/16 - 9/30/17	
2017	KT0	FLEET SERVICES/ MAINTENANCE	$683,570	10/1/16 - 9/30/17	
2017	BE0	CAPITAL CITY FELLOWS PROGRAM	$46,773	10/1/16 - 9/30/17	✔
2017 TOTAL			**$11,135,807**		
2018	AS0	FY18 RTS	$40,000	10/1/17 - 9/30/18	
2018	KT0	MICROSOFT 365	$388,227	10/1/17 - 9/30/18	✔
2018	PX0	2018 PCARD ADVANCE	$600,000	10/1/17 - 9/30/18	
2018	BE0	EXECUTIVE LEADERSHIP PROGRAM	$48,619	10/1/17 - 9/30/18	✔
2018 TOTAL			**$1,076,846**		

7. ***For FY17 and FY18, to date, please identify any special purpose revenue funds maintained by, used by, or available for use by the agency. For each fund identified, provide:***

    a. ***The revenue source name and code;***
    b. ***The source of funding;***
    c. ***A description of the program that generates the funds;***
    d. ***The amount of funds generated by each source or program;***
    e. ***Expenditures of funds, including the purpose of each expenditure; and***
    f. ***The current fund balance.***

The following information was provided by the Agency Fiscal Officer.

FY17 and FY18 Special Purpose Revenue Funds

Agency Fund: **1555 Reimbursement from other Government Agencies (non-DC)**

Authority to Charge Fee: Administrative Authority

Authority to Dedicate: D.C. Official Code § 1-204.24d (this section of the Home Rule Act provides general statutory authority for accounting procedures and fund controls)

DESCRIPTION AND PURPOSE OF FUND: The purpose of this lapsing fund is to reimburse the Police and Fire Clinic, which is administered by the Metropolitan Police Department, for the costs of serving outside law enforcement agencies such as the U.S. Park Police and the U.S. Secret Service. The clinic provides medical evaluation and care to injured officers. Starting in FY2011 and going forward, this fund is also used for reimbursements from the federal government (and states) for participation in regional task forces (e.g., Alcohol Tobacco and Firearm Task Force, Money Laundering Task Force, Regional Fugitive Task Force, Joint Terrorism Task Force, etc.). These reimbursements—governed by an MOA—are predominantly for reimbursement of overtime incurred during an MPD officer's participation in a regional task force.

DESCRIPTION OF REVENUE SOURCE: The fund receives revenue from reimbursements paid by other law enforcement agencies.

Fiscal Year	Fund Detail	Revenue	Expenditures
2017	1555 – Reimb. from Other Governments	$869,059	$755,665
2018*	1555 – Reimb. from Other Governments	$2,562	$11,349

*As of 1/17/18

Agency Fund: 1614 **Miscellaneous: Overtime**

Authority to Charge Fee: D.C. Official Code § 47-2826, Title III of the FY2015 Budget Support Act of 2014 (under Congressional Review), and DCMR Title 24, Chapter 38.

Authority to Dedicate: D.C. Official Code § 1-204.24d (this section of the Home Rule Act provides general statutory authority for accounting procedures and fund controls) and Title III of the FY2015 Budget Support Act of 2014 (under Congressional Review).

DESCRIPTION AND PURPOSE OF FUND: The purpose of this lapsing fund is to reimburse the Metropolitan Police Department (MPD) for the cost of overtime needed for the MPD to staff certain bars and clubs in the District, and special events such as parades, carnivals, and movie productions.

DESCRIPTION OF REVENUE SOURCE: The Fund receives revenue from the owners, managers, or promoters of bars, clubs, and special events. Although the managers or promoters of an event may pay a license fee (which is collected by the Department of Consumer and Regulatory Affairs), the statute further provides that, "The Mayor may adjust the license fee to cover the costs to the District of providing, police, fire, and other public services that are necessary to protect public health and safety." Furthermore, Title III of the FY2015 Budget Support Act of 2014 provides that MPD can charge and collect reimbursable fees for providing police escorts, staffing special events, and providing security details to establishments such as bars, nightclubs, and sports teams which are necessary to protect public health and safety.

Fiscal Year	Fund Detail	Revenue	Expenditures
2017	1614 – Miscellaneous, Overtime	$4,119,235	$2,802,877
2018*	1614 – Miscellaneous, Overtime	$973,884	

*As of 1/17/18

Agency Fund: 7278 **Asset Forfeiture**

Authority to Charge Fee: United States Code Title 21, Section 853; Title 21, Section 881; Title 18, Section 981; and Title 19, Section 1616a.

Authority to Dedicate: D.C. Official Code § 1-204.24d (this section of the Home Rule Act provides general statutory authority for accounting procedures and fund controls).

DESCRIPTION AND PURPOSE OF FUND: This is a non-lapsing fund that supports a variety of law enforcement functions of the Metropolitan Police Department, such as reward payments, witness protection, and confidential informants. Beginning in FY2019, this fund will no longer be receiving revenue as a result of Act 20-619, the "Civil Asset Forfeiture Amendment Act of 2014." Details are provided below.

DESCRIPTION OF REVENUE SOURCE: The revenue for the fund comes from asset and property seizures by federal law enforcement agencies for violations of the controlled substances and racketeering acts. Under the "Equitable Sharing Program," the U.S. Attorney General has the authority to share property, as well as proceeds from the sale of the property, with state and local law enforcement agencies that participated directly in the seizure or forfeiture. Federal law allows revenue allocated to state and local law enforcement agencies through the Equitable Sharing Program to be used for law enforcement purposes.

Act 20-0619, the "Civil Asset Forfeiture Amendment Act of 2014," requires that any proceeds from a federal asset forfeiture case be deposited into the general fund beginning on October 1, 2018 (FY 2019). This would be in violation of the requirements of the Equitable Sharing Program, and will result in the loss of equitable sharing revenue and effectively eliminate participation in the program. Therefore, this fund will no longer be receiving revenue beginning in FY2019.

Revenues derived from asset forfeitures conducted independently by the D.C. government are already deposited into the general fund.

Fiscal Year	Fund Detail	Revenue	Expenditures
2017	7278 – Asset Forfeiture	$675,587	$678,587
2018*	7278 – Asset Forfeiture	$7,661	$365,270

*As of 1/17/18

8. ***For FY17 and FY18, to date, please list any purchase card spending by the agency, the employee making each expenditure, and the general purpose for each expenditure.***

   The requested information is attached.

9. ***Please list all memoranda of understanding ("MOU") entered into by your agency during FY17 and FY18, to date, as well as any MOU currently in force. For each, indicate the date on which the MOU was entered and the termination date.***

   The response to Question 6 indicates which intradistrict transfers included an MOU. The Department does not have additional MOUs.

10. ***Please list the ways, other than MOU, in which the agency collaborated with analogous agencies in other jurisdictions, with federal agencies, or with non-governmental organizations in FY17 and FY18, to date.***

    The Metropolitan Police Department collaborates with agencies and private sector partners in a variety of ways, including task forces involving other criminal justice partners, planning committees for large events, boards, committees, joint community meetings, and a myriad of other venues that may or may not require structured collaboration. In addition, our members have direct relationships with our partners, and they use these relationships to ensure that we can provide prompt, quality services to our customers. A small sample of this collaboration includes our partnership with the Criminal Justice Coordinating Council, our Summer Crime Initiative, the Robbery Intervention Task Force, the Council of Governments, Inauguration and other special event planning, and participation in the Joint Terrorism Task Force.

11. ***Please list all capital projects in the financial plan and provide an update on all capital projects under the agency's purview in FY17 and FY18, to date, including the amount budgeted, actual dollars spent, and any remaining balances. In addition, please provide:***

    a. ***An update on all capital projects begun, in progress, or concluded in FY16, FY17, and FY18, to date, including the amount budgeted, actual dollars spent, and any remaining balances.***

    b. ***An update on all capital projects planned for FY18, FY19, FY20, FY21, FY22, and FY23.***

c. ***A description of whether the capital projects begun, in progress, or concluded in FY16, FY17, or FY18, to date, had an impact on the operating budget of the agency. If so, please provide an accounting of such impact.***

The requested information is being compiled, and the Department will provide it with a later submission.

12. ***Please provide a list of all budget enhancement requests (including capital improvement needs) for FY17 and FY18, to date. For each, include a description of the need and the amount of funding requested.***

MPD works with the Mayor's Budget Office and the Deputy Mayor for Public Safety and Justice to develop our annual budget. The FY17 and FY18 agency budgets submitted as part of the Mayor's budget submissions reflects those efforts.

13. ***Please list, in chronological order, each reprogramming in FY17 and FY18, to date, that impacted the agency, including those that moved funds into the agency, out of the agency, and within the agency. Include the revised, final budget for your agency after the reprogrammings for FY17 and FY18, to date. For each reprogramming, list the date, amount, rationale, and reprogramming number.***

The following information was provided by the Agency Fiscal Officer.

Date	SOAR Doc #	Description	Amount
		Starting Budget	**516,469,990**
10/1/2016	BJFAFB17	MPD TO FEMS FIRE PRESUMPTIVE DISABILITY	(774,872)
12/19/2016	BJFQ0100	MPD TO DMPSJ COMMUNITY STABILIZATION PROTOCOL	(238,000)
3/10/2017	BJFO0260	MPD TO OVSJG SECURITY CAMERA PROGRAM	(260,000)
3/10/2017	BJFL0355	MPD TO DOC FOOD SERVICES AND HEALTHCARE	(355,000)
7/14/2017	BJFLQ820	MPD TO DMPSJ TO SUPPORT ONSE	(820,000)
7/14/2017	BJHP0276	MPD TO HOUSING PRODUCTION TRUST FUND	(750,000)
		Final Budget	**513,272,118**

As of February 23, 2018, there have been no reprogrammings in FY2018.

14. ***Please list each grant or sub-grant received by your agency in FY17 and FY18, to date. List the date, amount, source, purpose of the grant or sub-grant received, and amount expended.***

FY2017 MPD Federal Grants

Grant Name	Period of Performance	Award Amount	Expenditures	Grant Description
COPS Hiring Program (CHP) – 25 Officers (Award #:2014ULWX0030)	10/01/2014 – 03/31/2019	$3,125,000	*Multi-Year Grant*	To partially fund twenty- five (25) entry-level officer positions over a three-year period.
COPS Hiring Program (CHP) – 15 Officers (Award #2015ULWX0009)	10/01/2015 - 08/31/2018	$1,875,000	*Multi-Year Grant*	To partially fund fifteen (15) entry-level officer positions over a three-year period.
COPS Hiring Program (CHP) – 5 Officers (Award #:2016ULWX0029))	09/29/2016 - 08/31/2019	$625,000	*Multi-Year Grant*	To partially fund five (5) entry-level officer positions over a three-year period.

Grant Name	Period of Performance	Award Amount	Expenditures	Grant Description
Body-Worn Camera Policy and Implementation Program (Award#:2015-H3808-DC-DE)	10/01/2015 – 09/30/2017	$1,000,000	*CLOSED* $823,656	To purchase and deploy 500 Body Worn Cameras (BWC). Note: 500 BWC were purchased and deployed. There was a cost savings of $176,344.
National Criminal History Improvement Program (NCHIP) – Fingerprint Digitization (Award#:2015-RU-BX-K015)	10/01/2015 – 06/30/2017	$842,400	*CLOSED* $841,527	Digital conversion of hard copy fingerprint and thumbprint gallery cards to electronic files in AFIS.
National Criminal History Improvement Program (NCHIP) – WALES (Award#2016-RU-BX-K010)	10/01/2016 - 09/30/2017	$448,464	*Multi-Year Grant*	To automate the flow of warrants and protection orders between MPD, DCSC, CJCC, and FBI.
National Gun Crime Intelligence Center Initiative (Award#2016-DG-BX-0010)	10/01/2016 – 09/30/2018	$999,139	*Multi-Year Grant*	To establish a Crime Gun Intelligence Center in partnership with the Department of Forensic Sciences (DFS) and ATF.
Recreational Boating Safety (RBS) Program (Award #15.01.11)	10/01/2014 - 09/30/2017	$961,615	*CLOSED* $961,615	Formula grants to support the work of the Harbor Patrol. Grants support boating safety education and enforcement activities.
Motor Carrier Safety Assistance Program (MCSAP) (Award # FM-MCG-0317-16-01-00)	10/01/2015 - 09/30/2017	$703,724	*CLOSED* $703,724	Enhancing highway safety by preventing commercial motor vehicle related to crashes and ensuring safe, secure transportation of people and property by CMV on the highways.

FY2017 MPD Intra-District Sub-Grants

Grant Name	Period of Performance	Award Amount	Expenditures	Grant Description
Highway Safety - DDOT Alcohol Countermeasures	10/01/2016 - 09/30/2017	$478,803	$478,803	Funding to support the following scopes of service: 1) Alcohol Enforcement; 2) Cops in Shops. Cost Reimbursement MOU.
Highway Safety - DDOT E-Citation	10/01/2016 - 09/30/2017	$499,958	$499,958	Funding to support the implementation of an E-Citation system, purchase of software and hardware. Cost Reimbursement MOU.
Highway Safety - DDOT Police Traffic Services	10/01/2016 - 09/30/2017	$371,905	$371,905	Funding to support Distracted Driver Enforcement. Cost Reimbursement MOU.
Highway Safety – DDOT Street Car	10/01/2016 - 09/30/2017	$756,003	$756,003	Dedicated enforcement services during normal operating hours on the H street NE, Benning Road Streetcar line. Cost Reimbursement MOU.

Grant Name	Period of Performance	Award Amount	Expenditures	Grant Description
Highway Safety – DDOT Occupant Protection	10/01/2016 - 09/30/2017	$341,860	$341,860	Funding to support seatbelt enforcement and child passenger safety. Cost Reimbursement MOU.
FY17 – STOP: A Coordinated Response to Victims of Crime (Award #: 2016-VAWA-004)	10/01/2016 - 09/30/2017	$113,096	$91,380	Funding to support the following scope of services: 1) Decrease the backlog of domestic violence warrants; 2) Train 24 MPD investigative personnel on video evidence retrieval; and increase skills and knowledge of staff on issues such as sexual assault, domestic violence and stalking.
SORNA Reallocation Project – FY17 Staffing Award#:2016-SORNA-2002FY17)	10/01/2016 - 09/30/2017	$313,330	$268,769	Sex Offender Registration and Notification Act (SORNA) Compliance in collaboration with JGA. To cover the cost of IT contractors.

FY2018 MPD Federal Grants

Grant Name	Period of Performance	Award Amount	Expended as of 2/15/18	Grant Description
COPS Hiring Program (CHP) – 25 Officers (Award #:2014ULWX0030)	10/01/2014 – 03/31/2019	$3,125,000	$2,409,672	To partially fund twenty- five (25) entry-level officer positions over a three-year period. **Focus on gun violence prevention.** Officers must be maintained for at least one (1) year after the grant period ends.
COPS Hiring Program (CHP) – 15 Officers (Award #2015ULWX0009)	10/01/2015 - 08/31/2018	$1,875,000	$1,444,738	To partially fund fifteen (15) entry-level officer positions over a three-year Period. Officers must be maintained for at least one (1) year after the grant period ends.
COPS Hiring Program (CHP) – 5 Officers (Award #:2016ULWX0029))	09/29/2016 - 08/31/2019	$625,000	$316,186	To partially fund five (5) entry-level officer positions over a three-year period. Officers must be maintained for at least one (1) year after the grant period ends.
Fatal Analysis Reporting System (FARS) (Award #:DTNH22-17-H-00112)	03/01/2017 - 02/28/2022	$25,000	-0-	Funding support to enable MPD to gather, interpret, code and enter traffic fatalities into the national FARS database. Funding can only be used when there is a traffic fatality. This is a five-year agreement and a maximum of $5,000 in approved funding can be expended per annum.
National Criminal History Improvement Program (NCHIP) – WALES (Award#2016-RU-BX-K010)	10/01/2016- 09/30/2018	$448,464	$28,292	To automate the flow of warrants and protection orders between MPD, DCSC, CJCC and FBI. *Note: As a result of delays in the creation and finalization of technical design documents, efforts to begin contracting and procurement , and thus, internal design and development, the expenditure of funds has been delayed.*

Grant Name	Period of Performance	Award Amount	Expended as of 2/15/18	Grant Description
National Gun Crime Intelligence Center Initiative (Award#2016-DG-BX-0010)	10/01/2016 – 09/30/2018	$999,139	$264,176	To establish a Crime Gun Intelligence Center in partnership with the Department of Forensic Sciences (DFS) and ATF.
Recreational Boating Safety (RBS) Program (Award #DHS-USCG-RBS-2017-001)	01/06/2017 - 09/30/2019	$997,818	$64,538	Formula grants to support the work of the Harbor Patrol. Grants support boating safety education and enforcement activities.
Motor Carrier Safety Assistance Program (MCSAP) (Award # FM-MCG-0379-17)	10/01/2016 - 09/30/2018	$960,957	$103,610	Enhancing highway safety by preventing commercial motor vehicle related to crashes and ensuring safe, secure transportation of people and property by CMV on the highways.

FY2018 MPD Intra-District Sub-Grants

Grant Name	Period of Performance	Award Amount	Expended as of 2/15/18	Grant Description
Highway Safety - DDOT Alcohol Countermeasures	10/01/2017 - 09/30/2018	$401,600	-0-	Funding to support alcohol enforcement.
Highway Safety - DDOT Police Traffic Services	10/01/2017 - 09/30/2018	$424,800	-0-	Funding to support Distracted Driver Enforcement.
Pedestrian and Bicyclist Safety	10/01/2017 - 09/30/2018	$132,590	$6,236	Funding to support efforts on traffic safety to ensure the District is more pedestrian friendly.
Click it or Ticket	10/01/2017 - 09/30/2018	$170,440	$48,387	Funding will be used for Seat Belt Enforcement.
Highway Safety – DDOT Street Car	10/01/2017 - 09/30/2018	$1,418,562	-0-	Dedicated enforcement services during normal operating hours on the H street NE, Benning Road Streetcar line.
Highway Safety - DDOT E-Citation	10/01/2017 - 09/30/2018	$686,072	-0-	Funding to support the implementation of an E-Citation system, purchase of software and hardware.
FY18 – STOP: A Coordinated Response to Victims of Crime (Award #: 2018-VAWA-004)	10/01/2017 - 09/30/2018	$179,569	-0-	Funding to support the following scope of services: 1) Decrease the backlog of domestic violence warrants; 2) To serve 1300, Temporary and Civil Protection Orders; 3) Train 12 MPD investigative personnel on video evidence retrieval; and increase skills and knowledge of staff on issues such as sexual assault, domestic violence and stalking.

a. ***How many FTEs are dependent on grant funding? What are the terms of this funding? If it is set to expire, what plans, if any, are in place to continue funding the FTEs?***

Grant Name	Period of Performance	FTE	Terms of Funding
COPS Hiring Program (CHP) High Crime **(Award #: 2014ULWX0030)**	10/01/2014-03/31/2018	25	To partially fund twenty-five (25) entry level officer positions for a three year period. **Focus on gun violence and homicide prevention**. Officers must be maintained for at least one (1) year after the grant period ends.
COPS Hiring Program (CHP) High Crime **(Award #: 2015ULWX0009)**	10/01/2015-08/31/2018	15	To partially fund fifteen (15) entry level officers for a three year period. Officers must be maintained for at least one (1) year after the grant period ends.
COPS Hiring Program (CHP) High Crime **(Award#: 2016ULWX0029)**	09/29/2016-08/31/2019	5	To partially fund five (5) entry-level officer positions over a three year period. Officers must be maintained for at least one (1) year after the grant period ends.

15. Please list each contract, procurement, and lease, entered into, extended, and option years exercised by your agency during FY17 and FY18, to date. For each contract, please provide the following information, where applicable:

a. The name of the contracting party;

b. The nature of the contract, including the end product or service;

c. The dollar amount of the contract, including amount budgeted and amount actually spent;

d. The term of the contract;

e. Whether the contract was competitively bid;

f. The name of the agency's contract monitor and the results of any monitoring activity; and

g. The funding source.

The requested information is attached.

16. Please list all pending lawsuits that name the agency as a party. Identify which cases on the list are lawsuits that potentially expose the District to significant financial liability or will result in a change in agency practices, and describe the current status of the litigation. Please provide the extent of each claim, regardless of its likelihood of success. For those identified, please include an explanation about the issues involved in each case.

The following information is as of January 25, 2018.

Case Name	Civil Action No.	Claim(s)
Adeboye, Sampson v. Metropolitan Police Department	17-CA-2469 P (MPA)	Wrongful Termination (OEA) (RIF Case)
Avila, Erlin Ever Mencias v. DC, et al.	15-CV-2135 TSC	Forfeiture
Banks, Louis A. v. DC, et al.	17-CA-6401 MPA	Harassment, Fourth, and Fifth Amendment Violations
Barnes, Marc v. DC, et al.	16-CV-1027 KBJ-RMM	False Arrest and Civil Rights Violation, Civil Fraud, Defamation, Negligence related to incident at Barnes nightclub
Bean, Violena v. DC	14-CV-1723 ABJ	Age Discrimination and Constructive Discharge of civilian
Bell, William C. v. DC, et al.	17-CA-3060 B	Disability Discrimination
Bingham, Anthony et al., v. DC, et al.	15-CA-9413 B	Whistleblower – illegal search
Boone, Darryl v. Metropolitan Police Department	17-CA-2471 P (MPA)	Wrongful Termination (OEA) (RIF Case)
Bright, Calvin v. DC, et al.	16-CA-8825 B	FOIA lawsuit seeking MPD investigative files
Brown, Elbert L. v. DC, et al.	15-CV-1380 KBJ	False Arrest
Brown, Kim K. et al., v. DC	13-CV-0569 KBJ	Civil Forfeiture

Case Name	Civil Action No.	Claim(s)
Brownell, Geoffrey v. DC, et al.	17-CA-8051 B	False Arrest and Civil Rights Violations
Buie, Jaquia v. DC, et al.	16-CV-1920 CKK	Fifth and Fourth Amendment Violations, Negligence
Bunch, Terrie et al., v. DC, et al.	15-CA-3441 V	Negligence, Excessive Force and Civil Rights Violation, and Motor Vehicle Accident
Bushrod, Kevin v. DC, et al.	17-CA-6188 B	Assault and Battery, False Arrest and Civil Rights Violations, and Negligence
Butler, Widmon R. v. DC, et al.	17-CA-3455 P (MPA)	Appeal of OEA Board decision sustaining 25 and 30 day suspensions
Butler, Widmon R. v. DC	17-CA-5806 B	FOIA lawsuit seeking documents relating to investigation of his unlawful activities
Butler, Widmon R. v. DC, et al.	17-CA-7843 P (MPA)	Appeal of OEA decision which upheld his termination
Buttner, Emma v. DC, et al.	17-CA-6946 B	False Arrest and Negligence
Cannon, Louis P. et al., v. DC	12-CV-0133 ESH	Class action challenge to pension offset statute
Carter-Frost, Pamela v. DC	15-CV-0930 EGS	Gender and Race Discrimination
Chambliss, Jr., Leroy T. v. DC, et al.	16-CA-6616 B	False Arrest and Civil Rights Violations, Assault and Battery, and Negligence
Clay, Latonya v. DC	17-CA-7692 B	Fourth Amendment Violation
Collins, Benjamin et al., v. DC, et al.	16-CA-6704 V	Motor Vehicle Accident
Copeland, Lavelle E. et al., v. DC, et al.	15-CA-9508 B	Illegal Search
Cruz-Roldan, Claudia P. v. Nagurka, Greg	16-CA-4029 B	Negligence, Battery, False Arrest, and Malicious Prosecution
Davis, Tomeka v. DC, et al.	16-CA-8566 V	Motor Vehicle Accident
Depass, Trevor v. DC, et al.	17-CA-3176 B	False Arrest and Civil Rights Violations, Assault and Battery, and Negligence
Duberry, Ronald et al., v. DC, et al.	14-CV-1258 RC	Civil Rights Violations related to right to carry weapons as former corrections officers
Elkalibe, Imad (W.E. a minor) et al., v. DC, et al.	10-CA-8561 B	False Arrest, Assault and Battery, and Civil Rights Violations
Fontroy, Walter (AKA Walter Paige) v. DC, et al.	16-CV-1741 TFH	Assault and Battery, False Arrest, and Civil Rights Violations
Gamble, Zack W. v. Metropolitan Police Department	17-CA-2472 P (MPA)	Wrongful Termination (OEA) (RIF Case)
Gangaram, Gerald et al., v. DC, et al.	17-CA-4517 V	Motor Vehicle Accident and Negligence
Gardner, Shelly v. DC	15-CA-8345 V	Auto Vehicle Accident and Negligence
George, Mark D. v. DC, et al.	17-CV-2128 JEB	Excessive Force and Civil Rights Violations, Fifth, and Fourteenth Amendment Violations
Gilmore, Darrell et al., v. DC, et al.	17-CA-1089 B	False Arrest and Civil Rights Violations, Illegal Search, Negligence, and Fourth Amendment Violation
Goggans, April v. Metropolitan Police Department	17-CA-7926 B	FOIA lawsuit seeking monitoring and surveillance records of plaintiff
Goolsby, Jason v. DC, et al.	16-CV-2029 CRC	Assault and Battery, Negligence, False Arrest, and Civil Rights Violation
Green, Matoka v. DC, et al.	17-CA-5899 V	Motor Vehicle Accident
Green, Shannon v. DC, et al.	17-CA-7153 V	Motor Vehicle Accident
Hall, William J. v. DC, et al.	16-CA-2296 B	False Arrest and Civil Rights Violations
Ham, Jr., Doyle R. v. DC	16-CV-1720 RDM	Employment action alleging racial discrimination and retaliation
Harley, LaQuetta v. Washington Metropolitan Police Department, et al.	16-CA-5914 B	Harassment, Negligent Investigation related to vending violations
Hedgpeth, Jonathan v. DC, et al.	15-CV-1228 JEB	Assault and Battery, False Arrest, and Civil Rights Violations
Hoban, III, Stewart v. DC, et al.	17-CA-3641 B	Damages from auto chase by unmarked police vehicle
Holmes, Keviette et al., v. DC, et al.	17-CA-7609 B	False Arrest and Civil Rights Violations
Horse, Shay, et al., v. DC, et al.	17-CV-1216 ABJ	First, Fourth, and Fifth Amendment Violations; False Arrest and Civil Rights Violations; Negligence; Excessive Force and Civil Rights Violations; Assault and Battery arising from inauguration riots

Case Name	Civil Action No.	Claim(s)
Hughes, Raoul Emmanuel v. DC, et al.	17-CA-0495 B	FOIA lawsuit claiming that MPD and DMV failed to properly respond to his FOIA requests for documents related to his criminal case
Jackson, Elijah v. DC, et al.	15-CV-2247 GK	Excessive Force and Civil Rights Violations, Assault and Battery, Fourth and Fifth Amendment Violations
Jalloh, Usman v. Officer Robert C. Underwood, et al.	16-CV-1613 JEB	Assault and Battery, Excessive Force, and Civil Rights Violations
Jbari, Mohammed v. DC	16-CV-2247 TSC	Wrongful Termination (FMLA)
Jenkins, Ronald E. et al., v. DC, et al.	14-CA-5282	Civil Rights Violations and False Arrest
Jiggetts, Stephen v. DC, et al.	15-CV-1951 RBW	False Arrest and Civil Rights Violations
Johnson, Joseph v. DC, et al.	17-CA-1424 B	Excessive Force and Civil Rights Violations
Johnson, Sheree (Estate of Towana Johnson) et al., v. DC, et al.	17-CV-0185 CRC	Wrongful Death, Fifth and Eighth Amendment Violations arising from suicide in cellblock
Jones, Tonia L. et al., v. DC	11-CV-0215 RMC	Sexual and Orientation Discrimination
Junes, Chambers v. DC, et al.	17-CV-0085 TFH	Illegal Search Warrant
Katz, Mitchell A. v. DC, et al.	15-CA-5304 B	False Arrest and Civil Rights Violations, Assault and Battery, Excessive Force and Civil Rights Violations, and Negligence
Lawrence Bey, Julius v. DC, et al.	17-CV-0035 TFH	Illegal Search Warrant
Lemons, Saundra v. DC, et al.	17-CA-7712 V	Motor Vehicle Accident
Lewis, Kayla D. et al., v. DC	15-CV-0352 RBW	False Arrest
Lewis, Radcliffe Bancroft v. Officer Walter Pankowski, et al.	16-CA-7486 B	False Arrest and Civil Rights Violation
Lilly, Christopher v. DC	15-CV-0738 EGS	Sexual Orientation Discrimination, Retaliation, and Harassment
Lin, Xing Ru v. DC, et al.	16-CA-1866 B	Excessive Force, False Arrest and Civil Rights Violations and Negligence
Lowery, Jr., Felton v. DC, et al.	17-CA-7583 V	Motor Vehicle Accident
Markiewicz, Justin v. DC	15-CA-8298 B	FOIA lawsuit seeking emails in several MPD officials' email accounts
McFall, Nathan v. DC, et al.	17-CA-7538 V	Motor Vehicle Accident
Mehari, Alehegn v. DC, et al.	16-CV-1889 RJL	Fifth and Fourth Amendments Violations, False Arrest, and Civil Rights Violations
Mengesha, Henok A. v. DC, et al.	17-CA-6261 B	False Arrest and Civil Rights Violations, and Negligence
Moore, Danita v. Roccato, Christina, et al.	17-CA-8094 B	False Arrest and Civil Rights Violations, Assault and Battery
Numair-El, Adham et al., v. DC, et al.	13-CA-0451 B	Religious, Race, and Employment Discrimination
Numair-El, Adham v. DC, et al.	17-CA-4568 B	Religious, Race, and Employment Discrimination
Odom, Jaunice et al., v. DC, et al.	16-CV-0864 TSC	Fourth and Fifth Amendment Violations, False Arrest and Civil Rights Violations, Assault and Battery, and Negligence
O'Rourke, Joseph G. v. DC	17-CA-1104 P (MPA)	Wrongful Termination (OEA)
Partnership for Civil Justice Fund v. DC	16-CA-5752 B	FOIA lawsuit seeking documents related to Trump International Hotel
Partnership for Civil Justice Fund v. DC	17-CA-1931 B	FOIA lawsuit seeking documents related to the first amendment activities on the handling of 01/20/17 inauguration demonstrations against the Trump administration
Patterson, Jr., Noel G. v. Melvin, Roy	5.02002E+13	Motor Vehicle Accident and Negligence
Plummer, Vere O. v. DC, et al.	15-CA-5016 B	False Arrest and Civil Rights Violations and Negligence
Prasad, Sundari K. v. Washington Metropolitan Police Department	17-CV-0140 MHL-RCY	Negligence
Progressive Advanced Insurance Company T/U/O Tameka Harris v. DC Office of Risk Management, et al.	17-CA-6162 C	Motor Vehicle Accident
Richards, Ruth E. v. DC	16-CV-1002 JDB	Fourth and Fifth Amendment Violations, False Arrest, and Civil Rights Violations
Richardson, Peydon J. et al., v. DC, et al.	17-CA-8139 B	False Arrest and Civil Rights Violations, Assault and Battery
Richardson, Ronald E. v. DC	16-CA-2763 B	Assault and Battery, False Arrest, and Civil Rights Violations
Robinson, Alex v. DC	14-CA-7883 B	False Arrest and Civil Rights Violations, Assault and Battery, and Negligence

Case Name	Civil Action No.	Claim(s)
Robinson, Alex v. DC	15-CA-9124 B	Assault and Battery, False Arrest and Civil Rights Violations, and Negligence
Robinson, Jamal B. v. DC, et al.	14-CA-7030 B	Racial Profiling
Robinson, Mark v. DC	15-CA-0726 B	Employment case alleging Race Discrimination, Retaliation, D.C. Human Rights Act Violations (Race & Retaliation)
Robinson, Michael E. et al., v. DC, et al.	15-CV-0803 KBJ	Assault and Battery, False Arrest and Civil Rights Violations, and Negligence
Robinson, Ronald v. Chief Cathy Lanier	17-CA-0789 B	FOIA lawsuit seeking Homicide Files and Records
Roland, Sherrill v. DC, et al.	16-CA-8549 B	False Arrest
Sacchetti, Terrylene (Estate of Gianni Manganelli) et al., v. DC, et al.	15-CV-0455 RBW	Wrongful Death, Negligence, and False Arrest related to suicide
Sanders, Christopher v. DC	06-CV-1411 PLF	Appeal by former officer of OEA decision finding MPD did not constructively discharge him
Santos, Jesus L. v. DC, et al.	16-CA-8431 B	Motor Vehicle Accident, False Arrest, Negligence
Seaton, David R. v. DC, et al.	17-CA-6737 B	Assault and Battery, False Arrest and Civil Rights Violations, and Negligence
S.H. et al., v. DC, et al.	14-CV-1317 RDM	Illegal Search
Sherrod, Vashti et al., DC, et al.	16-CV-0816 RC	False Arrest and Civil Rights Violations, Fourth Amendment Violations, and Negligence
Shuster, Forrest W. H. v. DC, et al.	11-CV-1149 RJL	Assault and Battery, False Arrest, Excessive Force, and Civil Rights Violations
Smith, Christopher v. DC, et al.	17-CA-3867 V	Motor Vehicle Accident, Negligence, and Breach of Contract
Smith, Maggie et al., v. DC	15-CV-0737 RCL	False Arrest
Spiller, Perry et al., v. DC, et al.	16-CV-2059 RDM	False Arrest and Civil Rights Violation, Negligence, Fourth Amendment Violation
Stamps, Rupert v. DC, et al.	TDC 17-CV-0830	Fourth Amendment Violation and MPD Detectives executed warrant
State Farm Mutual Automobile Insurance t/u/o Holzbach, Colleen v. DC, et al.	17-SC3-2174	Motor Vehicle Accident
Sterling, Isaac (Estate of Terrence Sterling) et al., v. Officer Brian Trainer, et al.	16-CA-9092 B	Wrongful Death lawsuit concerning police shooting of deceased plaintiff who was operating a motorcycle
Taylor, Michael v. DC, et al.	17-CV-2081 TSC	Harassment, Retaliation, Disability Discrimination, and Wrongful Termination
Thomas, Damon v. DC, et al.	17-CA-3764 B	False Arrest and Civil Rights Violation, and Harassment
Thompson, Sacha J. v. DC, et al.	17-CA-5954 B	Harassment related to request to make a police report
Thorp, Mark v. DC, et al.	15-CV-0195 JEB	False Arrest and Search Warrant
Thorp, Mark v. DC, et al.	16-CA-2486 B	FOIA lawsuit regarding request for documents related to an investigation
Thurman, Jordan Marcus v. DC	17-CA-3993 B	Negligence, Excessive Force and Civil Rights Violation, Assault and Battery
Tolliver, Donna v. Office of Risk Management	17-CA-6518 P (MPA)	Complaint of failure to provide an accommodation to plaintiff for medical condition
Toyer, Brenda v. Metropolitan Police Department, et al.	17-CA-2470 P (MPA)	Wrongful Termination (OEA) (RIF Case)
Turpin, Charles v. DC, et al.	17-CA-6761 B	Illegal Search, False Arrest and Civil Rights Violations, and Eviction
United Spinal Association v. DC, et al.	14-CV-1528 CKK	Disability Discrimination and Negligence regarding city's emergency response plans
Weaver, Dalvaro Kimani v. DC Metropolitan Police Department	17-CA-7477 P (MPA)	Plaintiff appealed decision/order for a five year Bar Notice he alleged he received from MPD Officers
Wells, Eric v. DC, et al.	15-CA-5670 B	Assault and Battery, False Arrest and Civil Rights Violations
Wilkins, Ashton v. DC, et al.	17-CA-1426 B	False Arrest, Assault and Battery, Freedom of Speech and Assembly
Williams, Oscar v. District of Columbia Metropolitan Police Department	17-CV-1653 EGS	Wrongful Termination, Sexual Orientation, and Retaliation

Case Name	Civil Action No.	Claim(s)
Williams, Ray Bernard v. DC, et al.	15-CA-1056 B	Excessive Force and Civil Rights Violations, Assault and Battery, False Arrest, and Civil Rights Violations
Wilson, Rory Cavanaugh v. DC, et al.	16-CV-1580 JEB	Assault and Battery, False Arrest, and Civil Rights Violation
Wood, David v. DC, et al.	14-CA-6758 B	Excessive Force and Civil Rights Violations, Assault and Battery, and False Arrest
Young, Lamont Andre v. DC, et al.	14-CV-2129 BAH	Excessive Force and Civil Right Violations, Negligence, and Assault and Battery
Young, Nathan v. DC, et al.	16-CA-3301 B	False Arrest and Civil Rights Violations, Assault and Battery

17. Please list all settlements entered into by the agency or by the District on behalf of the agency in FY17 or FY18, to date, and provide the parties' names, the amount of the settlement, and if related to litigation, the case name and a brief description of the case. If unrelated to litigation, please describe the underlying issue or reason for the settlement (e.g. administrative complaint, etc.).

The following information is as of January 25, 2018.

Case Name	Civil Action No.	Claim(s)	Settlement Amount	Settlement Date
Tribble, Santae A. v. DC, et al.	13-CA-3237 B	Unjust imprisonment	$0	10/19/2016
Goodykoontz, John v. DC, et al.	16-CV-0668 KBJ	False arrest; negligence; ADA violation	$201,000	10/21/2016
Butler, Widmon R. v. DC, et al.	12-CA-6293 B	Discipline appeal	$25,000	10/24/2016
Fraternal Order of Police v. DC	10-CA-8401 B	FOIA appeal	$25,000	10/28/2016
Spencer, Brittany v. DC, et al.	14-CV-1541 CRC	Constitutional false arrest	$10,000	11/1/2016
Fraternal Order of Police v. DC	12-CA-4221 B	FOIA appeal	$3,500	11/26/2016
Cain, Jr., Terry et al., v. DC, et al.	13-CV-1103 JEB	4th & 5th Amendment violations; assault & battery; negligence	$33,500	1/7/2017
Thomas, Tyrita v. DC, et al.	14-CA-0426 B	FMLA violation; retaliation	$250,000	1/11/2017
Jones, Andrew v. DC, et al.	16-CV-0007 APM	False arrest	$325,000	1/24/2017
Jewler, Samuel et al., v. DC, et al.	12-CV-1843 PLF	False arrest	$98,500	2/16/2017
Santana, Celeste v. DC	14-CA-7557 B	Sexual harassment	$175,000	3/6/2017
Young, James et al., v. DC, et al.	16-CV-1650 RDM	False arrest; excessive force	$6,500	3/6/2017
Pitts, Patrice et al., v. DC, et al.	14-CV-1319 TSC	Constitutional challenge to search warrant affidavit	$190,000	3/14/2017
Lane, Ella et al., v. DC, et al.	14-CV-1316 RDM	Unreasonable search	$75,000	3/14/2017
A.B. (a minor child), McCray, Tamika et al., v. DC, et al.	15-CV-1490 RDM	Constitutional challenge to search warrant affidavit	$25,000	3/14/2017
Dorsey, Nika (J.C., a minor child) et al., v. DC, et al.	15-CV-1462 RMC	Constitutional challenge to search warrant affidavit	$25,000	3/14/2017
Davis, Jerome v. DC, et al.	15-CV-1497 JEB	Constitutional challenge to search warrant affidavit	$7,500	3/14/2017
Queen, Romone et al., v. DC, et al.	15-CV-1518 RBW	Constitutional challenge to search warrant affidavit	$25,000	3/14/2017
Kyle, Shalonya v. DC, et al.	12-CV-1572 RMC	False arrest; excessive force	$16,000	3/21/2017
Nunez-Flores, Vilma v. DC	15-CA-8442 V	Negligently operated vehicle	$240,000	3/23/2017
Ford, Shantelle v. DC, et al.	13-CA-7019 B	4th Amendment violations; harassment	$200,000	3/29/2017
Smith, Anthony v. DC, et al.	16-CA-1499 B	False arrest; excessive force	$93,000	6/15/2017
Winbush, Sabrina v. DC	16-CA-5269 B	Negligently operated vehicle	$51,000	7/10/2017
Blakeney, Keith v. DC, et al.	14-CV-1139 RMC	False arrest; excessive force	$25,000	7/19/2017

Case Name	Civil Action No.	Claim(s)	Settlement Amount	Settlement Date
Campbell, Bernard v. DC, et al.	15-CA-1449 B	False arrest; excessive force	$25,000	8/4/2017
Ingram, DayShawn v. DC.	12-CA-7515 B	Wrongful death	$250,000	8/15/2017
Patrick, Tambu v. DC, et al.	14-CV-1687 RC	False arrest; vehicle forfeiture	$12,500	8/17/2017
Samuel, Laurie J. v. DC	15-CV-1167 RC	National origin discrimination and retaliation	$10,000	8/24/2017
Cooper, Matthew v. DC	16-CA-4214 B	False arrest	$2,500	8/29/2017
Taylor, Kellee v. DC, et al.	17-CA-5083 B	False arrest	$2,500	8/29/2017
Flythe, Betty (Estate of Tremayne Flythe) v. DC, et al.	10-CV-2021 RC	Assault & battery; wrongful death	$100,000	9/27/2017
Nunnally, Ronda v. DC	08-CV-1464 PLF	Sexual harassment	$350,000	10/4/2017
Gordon, Luther v. District of Columbia Metropolitan Police Department, et al.	15-CA-4452 B	False arrest; civil rights violations; assault & battery; negligence	$10,000	10/6/2017
Richardson, Siddiqah v. Lorenzo Darren Jones	5.02001E+13	Negligently operated vehicle	$6,500	10/9/2017
Jones, Jr., Richard D. v. DC, et al.	14-CA-3888 B	False Arrest; excessive force; civil rights violations; assault & battery	$165,000	10/31/2017
Kearse, James v. DC, et al.	15-CA-6074 B	Negligence; assault & battery	$134,250	11/8/2017
Robinson-Baker, Precious et al., v. DC, et al.	16-CA-9160 B	Negligence; 4th & 5th Amendment violations	$25,000	12/8/2017
Coates, Donald Ray v. DC, et al.	15-CV-0449 ABJ	False arrest; excessive force	$75,000	12/14/2017
Clark, Edward v. DC, et al.	15-CA-9406 B	False arrest & civil rights violations	$175,000	1/17/2018

18. Please list the administrative complaints or grievances that the agency received in FY17 and FY18, to date, broken down by source. Please describe the process utilized to respond to any complaints and grievances received and any changes to agency policies or procedures that have resulted from complaints or grievances received. For any complaints or grievances that were resolved in FY17 or FY18, to date, describe the resolution.

The grievance process covers individual, group (five or more similarly situated employees), and class (all members of the bargaining unit) grievances. At the informal grievance step, the employee seeks to resolve the issue with a management representative at the lowest level capable of resolving the grievance. If that is unsuccessful, the employee may file a written Step 1 Grievance with his or her commanding officer. If the parties are not able to resolve the matter, the employee may file a written Step 2 grievance with the Chief of Police. If the grievance is denied, the Union may elect to pursue the matter to arbitration.

The corrective action appeals that were granted involved the issuance of performance documentation in lieu of corrective action and the imposition of training in lieu of corrective action. The pay class grievances were resolved with the District's successful conclusion of negotiations for Compensation Units 1 & 2.

This list does not include informal grievances which are settled or otherwise resolved each week in a meeting of MPD and FOP leadership. The joint commitment to this weekly meeting has been helpful in resolving longstanding disputes and improving union-management relations.

Grievances by source – Calendar Year 2017
Step 1 Grievances

Category	Type	# Granted	# Denied	Total
ADA Accommodation	Individual		1	**1**

Category	Type	# Granted	# Denied	Total
Corrective Action Appeal	Individual		2	**2**
Detail	Individual		1	**1**
Management Rights	Individual		8	**8**
	Group		2	**2**
Pay	Group		2	**2**
Retaliation	Individual		2	**2**
Scheduling	Individual		4	**4**
	Group		2	**2**
Special Assignment	Individual		2	**2**
TOTAL			**26**	**26**

Step 2 Grievances

Category	Type	# Granted	# Denied	Total
ADA Accommodation	Individual		1	**1**
Corrective Action Appeal	Individual	2	8	**10**
Detail	Individual		1	**1**
Management Rights	Individual		8	**8**
	Group		2	**2**
Pay	Class			**2***
	Group		2	**2**
Retaliation	Individual		3	**3**
Scheduling	Individual		4	**4**
	Group		2	**2**
Special Assignment	Individual		2	**2**
TOTAL		**2**	**33**	**37**

*Two grievances were settled.

Grievances by source – Calendar Year 2018 YTD

Step 1 Grievances

Category	Type	# Granted	# Denied	Total
Corrective Action Appeal	Individual		1	**1**
TOTAL			**1**	**1**

Step 2 Grievances

Category	Type	# Granted	# Denied	Total
Corrective Action Appeal	Individual		1	**1**
TOTAL			**1**	**1**

19. ***Please describe the agency's procedures for investigating allegations of sexual harassment or misconduct committed by or against its employees. List and describe any allegations received by the agency in FY17 and FY18, to date, whether or not those allegations were resolved.***

Please see below a list of all sexual harassment allegations received in 2017 and 2018, to date, and below that, detailed processes for the EEO investigations of these cases. The disposition represents the findings of MPD, but the complainant may choose to pursue other avenues.

Date	Complaint	Disposition
1/3/2017	IS#17000451	Insufficient facts. Target was required to complete training on communication and sexual harassment. However, he is no longer with MPD.
7/28/2017	IS#17002401	Unfounded.
9/15/2017	IS#17002747	Sustained, target resigned pending termination.
12/4/2017	IS#17003933	Target of investigation: sustained. MPD also sustained an allegation against the target's supervisor for failure to notify.
12/11/2017	IS#17003942	Pending

All internal Sexual Harassment and other EEO related cases shall be investigated and completed within the 90 calendar day due date, based on the established Incident Summary (IS) Number date and not when the EEO Investigations Division receives the IS Number document. The internal investigation will also run concurrent with the D.C. Office of Human Rights (OHR) mandated EEO Counseling requirement that seeks informal resolution. The EEO Investigator uses the following structure below to meet this deadline when investigating sexual harassment cases:

Immediately upon receipt of an internal case with the IS number, proceed as follows:

- **Week One:** Contact all parties to schedule dates for interviews in week one. This will allow the EEO Investigator to account for employees' various work schedules and leave, early in the investigation process. Prepare an Investigation Plan that outlines basis, issue, involved parties (complainant, target(s) and witnesses), documents needed, policies needed, and potential interview questions for each involved party

- **Week Two:** Complete remaining interviews, and gather remaining evidence. Provide a customer service status update to Complainant via email.

- **Week Three:** Retrieve transcripts and begin case write up. Provide a customer service status update to Complainant via email regarding the case.

- **Week Four:** Complete case write up and submit final case jacket to the Director of the EEO Investigations Division for review. Should the investigator need an extension, they should update the Complainant and the EEO Director.

The EEO Investigator assigned to a case is authorized to serve a truthfulness warning statement and notify the complainant or employee that the statement of a witness will be recorded. A copy of the tape shall be made available to the complainant or employee upon request and at its expense <u>if the copy is relied upon in proposing action against a member</u>. A witness shall not be subjected to any form of restraint, interference, coercion, discrimination, or reprisal because of consultation with or information provided to the EEO staff.

The EEO Investigator, upon completion of the investigation, shall submit to the EEO Officer/Director, a written statement of proposed findings of fact, conclusions, and recommendations. Should the Investigator need more time to complete an investigation, they will

request an extension ten (10) days before the thirty (30) day due date and thereafter ten (10) days before the sixty (60) day due date.

The EEO Officer shall submit the completed case jacket and final report through his or her chain of command for administrative resolution.

Complaints of Sexual Harassment

- Allegations of sexual harassment shall be fully investigated, and corrective or disciplinary action taken if warranted.
- Complaining parties shall be required to swear or affirm that the facts stated in the complaint are true to the best of the person's belief, knowledge, and information.
- The complaint file, including all information and documents pertinent to a complaint, shall be confidential.
- While the DC Office of Human Rights can respond to cases reported within one year of the incident, all complaints are investigated by the agency, regardless of when they are received.
- Complaints shall be investigated and processed in accordance with the procedures and authorities set forth in General Order 201.9.

MPD follows the District Government's sexual harassment policy, reflected in Mayor's Order 2004-177 (October 20, 2004) and the Mayor's Order 2017-313 (December 18, 2017), and promulgate internal procedures for an employee to follow when filing a complaint with an EEO Counselor. The Mayor's Order reads:

- Agency heads who have complaints of sexual harassment brought to their attention shall promptly investigate and attempt to resolve the complaints.
- If a resolution cannot be reached within an agency within sixty (60) days, the agency head shall refer the complaint to OHR.
- An employee may file a complaint directly with OHR, even if he or she does not bring an internal complaint to the MPD EEO Investigator and/or Counselor or an EEO Counselor in another District government agency.

20. Please list and describe any ongoing investigations, audits, or reports on the agency or any employee of the agency, or any investigations, studies, audits, or reports on the agency or any employee of the agency that were completed during FY17 and FY18, to date.

The requested information is being compiled, and the Department will provide it with a later submission.

21. Please describe any spending pressures the agency experienced in FY17 and any anticipated spending pressures for the remainder of FY18. Include a description of the pressure and the estimated amount. If the spending pressure was in FY17, describe how it was resolved, and if the spending pressure is in FY18, describe any proposed solutions.

There were no spending pressures in FY 2017 or FY 2018, to date, and the agency has no anticipated spending pressures in the remainder FY 2018.

22. ***Please provide a copy of the agency's FY17 performance plan. Please explain which performance plan objectives were completed in FY17 and whether they were completed on time and within budget. If they were not, please provide an explanation.***

    The Department's FY17 Performance Plan and Performance Accountability Report addressing each individual project are attached.

23. ***Please provide a copy of your agency's FY18 performance plan as submitted to the Office of the City Administrator.***

    The Department's FY18 Performance Plan is attached.

24. ***Please describe any regulations promulgated by the agency in FY17 or FY18, to date, and the status of each.***

    MPD did not promulgate any regulations during this time period.

25. ***Please provide the number of FOIA requests for FY17 and FY18, to date, that were submitted to your agency. Include the number granted, partially granted, denied, and pending. In addition, please provide the average response time, the estimated number of FTEs required to process requests, the estimated number of hours spent responding to these requests, and the cost of compliance.***

    The cost information was provided by the Agency Fiscal Officer.

Fiscal Year 2017		
	Documents	**BWC**
FOIA Requests	**936**	**155**
Granted in full	125	3
Granted in part	210	57
Denied in full	172	46
Other Reasons (includes no records, records maintained by other agencies, duplicates, request not perfected, fee-related, etc)	343	31
Withdrawals	49	10
Pending	37	8
Average processing time	**19 days**	**48 days**
Salary costs for FOIA office personnel	**$1,201,429**	
BWC Redaction Costs (vendor payments)	**$115,421**	
FTEs (FOIA office personnel)	12	

Fiscal Year 2018 (as of 2/10)		
	Documents	**BWC**
FOIA Requests	**317**	**61**
Granted in full	25	0
Granted in part	31	8
Denied	17	2

Fiscal Year 2018 (as of 2/10)		
	Documents	**BWC**
Other Reasons (includes no records, records maintained by other agencies, duplicates, request not perfected, fee-related, etc)	129	7
Withdrawals	19	2
Pending	96	42
Average processing time	**20 days**	**45 Days**
Cost of Compliance (Salary costs for FOIA office personnel)	**$340,157**	
BWC Redaction Costs (vendor payments)	**$35,884**	
FTEs (FOIA office personnel)	12	

26. Please provide a list of all studies, research papers, reports, and analyses that the agency prepared or contracted for during FY17 and FY18, to date. Please state the status and purpose of each. Please submit a hard copy to the Committee if the study, research paper, report, or analysis is complete.

Title	Purpose
2016 Annual Report	Provides a broad overview of work of the Department, plus legislatively mandated reports on bias-motivated crimes, CCTV deployment, and littering enforcement.
Report on MPD's Use of Body-Worn Cameras (5/ 2017 and 10/2017)	Legislative Compliance
Randomized Controlled Trial of MPD's Body-Worn Camera Program (10/17)	To evaluate any impact of body-worn cameras on primary outcomes of interest - use of force and civilian complaints – as well as policing activities and judicial outcomes. Please find the report at http://bwc.thelab.dc.gov/
Report of the MPD Community Policing Working Group (7/2017)	Legislative Compliance (on the website and attached)
2017/18 School Safety Plan	Legislative Compliance

27. Please separately list each employee whose salary was $100,000 or more in FY17 and FY18, to date. Provide the name, position number, position title, program, activity, salary, and fringe. In addition, state the amount of any overtime or bonus pay received by each employee on the list.

The attached information was provided by the Agency Fiscal Officer. For a variety of reasons, including the delay between organizational changes being reflected in the budget structure, changes in details, and other changes not reflected in the PeopleSoft system, the program data in the Schedule A may not match where the employee reports.

The January 2017 Inauguration and related events drove a significant portion of overtime in FY17, representing 42 percent of all reimbursable overtime.

Commander Gresham is listed as receiving overtime pay in FY17. This reflects a payout of comp time that had mistakenly been accrued rather than paid out. In FY14, when the District Department of Human Resources switched to a newer version of PeopleSoft, DC Comp time balances that had been carried by command staff members were converted to FLSA. Rather than accrue the FLSA balances, the District paid these down so that they do not accrue to eventually be paid at potentially higher rates of pay. These payments were reflected as overtime, as is Commander Gresham's now.

28. Please list in descending order the top 25 overtime earners in your agency in FY17 and FY18, to date, if applicable. For each, state the employee's name, position number, position title, program, activity, salary, fringe, and the aggregate amount of overtime pay earned.

Overall, overtime hours in FY17 were 13.7 percent higher than FY16. Local overtime hours are down 3.4 percent while Non-Local overtime hours are up 36.3 percent. Of that increase, 54 percent is attributed to the Inauguration and the increase in First Amendment activities in the District. Members earning high levels of local overtime are primarily detectives or their supervisors working overtime pursuant to criminal investigations.

FY2017

FY 2017 Top 25 Overtime Earners

#	Name	Position Title	Program No.	Overtime	Salary	Fringe	Overtime Categories		
							Local	Court	Grant/ Reimb
1	Jackson,Gregory G	SERGEANT	9240	173,175	99,992	23,848	4%	0%	96%
2	Giles,Tony	SERGEANT	1550	166,798	104,992	10,837	3%	0%	97%
3	Gamble,Regina W	LIEUTENANT	055E	160,653	118,030	23,878	1%	0%	99%
4	Garibay,Luis E	OFFICER	9240	136,283	89,487	14,134	11%	0%	89%
5	Del Po,Kirk M	DETECTIVE GRADE II	2750	128,999	90,987	15,751	12%	35%	53%
6	Dolan,Joseph G	SERGEANT	9210	128,503	99,992	24,526	6%	0%	94%
7	Schaefer,James M	SERGEANT	9240	118,801	104,992	6,743	22%	0%	78%
8	Giannakoulias,Konstantinos S	DETECTIVE GRADE I	2660	118,784	101,469	11,263	93%	5%	2%
9	Griffin,Elbert J	DETECTIVE GRADE I	2650	118,567	101,469	23,608	85%	14%	2%
10	Corbett,Dwayne	DETECTIVE GRADE I	2660	114,889	101,469	19,228	67%	23%	10%
11	Johnson Jr.,Morris E	OFFICER	9240	113,912	89,487	23,072	33%	0%	67%
12	Evans,Timothy E	SERGEANT	1510	109,287	104,992	17,842	1%	2%	97%
13	Emmons,Scott E	DETECTIVE GRADE II	2650	109,112	90,987	11,173	8%	0%	92%
14	Richmond,Darryl R	DETECTIVE GRADE I	2660	107,174	101,469	20,174	61%	10%	29%
15	Warren,Robbie J	DETECTIVE GRADE II	2650	106,312	90,987	12,136	98%	0%	2%
16	Dumantt,Timothy	OFFICER ERT PERSONNEL	9230	103,858	86,725	10,759	13%	0%	87%
17	Varvounis,Alexandros	OFFICER	1530	104,565	77,304	23,647	26%	3%	71%
18	Thorne,Terry J	Detective Sergeant	1550	103,629	105,587	22,503	28%	0%	72%
19	Delauder,Earl	DETECTIVE GRADE II	2660	96,777	90,987	18,779	95%	3%	2%
20	Wilson,Gary A	EOD Dog Handler	9230	97,268	90,987	17,984	4%	0%	96%
21	McLaughlin,Alfreda	OFFICER	1510	94,814	77,304	3,535	1%	0%	99%
22	Stewart,Thomas J	OFFICER	9240	93,404	89,487	23,823	7%	0%	93%
23	Margiotta,Andrew M	LIEUTENANT	9240	92,013	111,878	24,036	39%	0%	61%
24	Moye,Anthony L	SERGEANT	2650	89,314	105,587	21,377	96%	2%	2%
25	Torrence,Roderick S	OFFICER	9230	87,056	89,487	22,757	10%	0%	90%

FY2018

FY 2018 Top 25 Overtime Earners (As of Pay Period Ending January 13, 2018)

#	Name	Position Title	Program No.	Overtime	Salary	Fringe	Overtime Categories		
							Local	Court	Grant/ Reimb
1	Jackson,Gregory G	SERGEANT	9240	44,868	104,992	5,760	3%	0%	97%
2	Giles,Tony	SERGEANT	1550	43,005	104,992	2,644	3%	0%	97%
3	Wilson,Gary A	EOD Dog Handler	9230	33,799	90,987	3,429	3%	0%	97%
4	Corbett,Dwayne	DETECTIVE GRADE I	2660	33,031	101,469	4,218	58%	30%	12%
5	Gamble,Regina W	LIEUTENANT	055E	32,412	118,030	5,744	0%	0%	100%
6	Haywood,Gail G	OFFICER	1550	32,062	89,487	4,221	92%	0%	8%
7	Johnson Jr.,Morris E	OFFICER	9240	31,754	89,487	5,487	48%	0%	52%
8	Garibay,Luis E	OFFICER	9240	29,026	89,487	3,274	9%	0%	91%
9	Ferretti Jr.,Robert C	SERGEANT	1520	28,286	90,698	4,158	83%	0%	16%
10	Giannakoulias,Konstantinos S	DETECTIVE GRADE I	2660	28,204	101,469	2,688	99%	1%	0%
11	Smith Cleere,Dorrie A	OFFICER	1550	27,941	85,225	975	84%	0%	16%
12	Del Po,Kirk M	DETECTIVE GRADE II	2750	26,940	90,987	3,336	14%	39%	46%

FY 2018 Top 25 Overtime Earners (As of Pay Period Ending January 13, 2018)									
							Overtime Categories		
#	Name	Position Title	Program No.	Overtime	Salary	Fringe	Local	Court	Grant/ Reimb
13	Griffin,Elbert J	DETECTIVE GRADE I	2650	26,921	101,469	5,206	96%	4%	0%
14	Varvounis,Alexandros	OFFICER	1530	26,625	77,304	5,548	36%	1%	64%
15	Evans,Timothy E	SERGEANT	1510	26,471	104,992	4,131	6%	3%	91%
16	Richmond,Darryl R	DETECTIVE GRADE I	2660	26,296	101,469	4,055	87%	0%	13%
17	Holmes,Jerry S	OFFICER	1550	25,476	85,225	5,566	98%	0%	2%
18	Gilgeous,Royston	OFFICER	2650	25,204	85,225	950	29%	0%	71%
19	McLaughlin,Alfreda	OFFICER	1510	24,820	77,304	846	24%	2%	74%
20	Moye,Anthony L	SERGEANT	2650	24,646	105,587	4,675	100%	0%	0%
21	Warren,Robbie J	DETECTIVE GRADE II	2650	24,430	90,987	2,525	100%	0%	0%
22	Thorne,Terry J	Detective Sergeant	1550	24,399	105,587	5,619	27%	0%	73%
23	Emmons,Scott E	DETECTIVE GRADE I	2650	24,069	96,635	3,648	28%	0%	72%
24	Coley,Cynthia A	DETECTIVE GRADE II	2660	24,034	90,987	3,354	98%	0%	2%
25	Murphy III,Lloyd G	OFFICER	1550	22,726	89,487	3,316	79%	0%	21%

29. For FY17 and FY18, to date, please provide a list of employee bonuses or special pay granted that identifies the employee receiving the bonus or special pay, the amount received, and the reason for the bonus or special pay.

The following information was provided by the Agency Fiscal Officer.

Pay Date	Name	Amount	Reason
12/6/2016	Wilmore, Brenda S	$ 3,012	Attorney Performance Bonus, pursuant to CBA
12/6/2016	Lynch, Nicole L	$ 1,343	
12/6/2016	Hyden, Teresa Quon	$ 3,012	
8/29/2017	Hall, Jonathan H.	$ 1,810	

There have been no bonuses or special pay granted in FY 2018, to date.

30. Please provide each collective bargaining agreement that is currently in effect for agency employees. Please include the bargaining unit and the duration of each agreement. Please note if the agency is currently in bargaining and its anticipated completion.

Attached are the current collective bargaining agreements for the following bargaining units covering agency employees:

- FOP/MPD Labor Committee, effective through FY 2017 (currently in bargaining, anticipated completion to be determined);
- Compensation Units 1 & 2 agreement, effective through FY 2017 (successor agreement for compensation deemed approved by Council on February 23rd.);
    - NAGE Local R3-05, effective through FY 2010, currently in holdover status;
    - AFGE Local 3444, effective through FY 1995, currently in holdover status; and
    - AFGE Local 1403 (working conditions and compensation), effective through FY 2020.

31. If there are any boards, commissions, or similar entities associated with your agency, please provide a chart listing the names, confirmation dates, terms, wards of residence, and attendance of each member. Include any vacancies. Please also attach agendas and minutes of each meeting in FY17 or FY18, to date, if minutes were prepared. Please inform the Committee if the entity did not convene during any month.

The administrative work of the Police Officers Standards and Training Board is partly staffed by the Department. However, the Department does not control appointments to or meetings of the Board. In FY17, the Board met one time, February 8, 2017. The minutes for this meeting have not yet been reviewed or approved by the Board. Details regarding the appointed Board positions are below. The information provided does not include ward information as Board members are not required to be District residents.

Representing	Agency	Name	Mayoral Order	Term Start	Term End
Mayor or Mayor's designee (Chairperson)	District of Columbia	Mark Tuohey	2016-065 (Appointment)	04/20/2016	9/17/2018
Chief of Police or designee	MPD	Chief Peter Newsham	2016-111 (Appointment)	09/09/2016	9/17/2018
Representative of the D.C. Superior Court	D.C. Superior Court	Judge Neal Kravitz	2012-212 (Appointment) 2015-252 (Appointment)	04/19/2013	9/17/2018
Criminal justice educator	GW Law	Renee DeVigne	2012-145 (Appointment) 2015-252 (Appointment)	9/17/2012	9/17/2018
Police member appointed by the certified collective bargaining agent	Fraternal Order of Police	Delroy Burton	Appointed by FOP	01/27/2017	9/17/2018
MPD police representative	MPD	Kelly O'Meara	2016-111 (Appointment)	09/09/2016	9/17/2018
Community representative	Office of Police Complaints	Michael Tobin	2015-252 (Appointment)	12/10/2015	9/17/2018
Community representative	Sentry Security International	George Banks	2015-252 (Appointment)	12/10/2015	9/17/2018
Attorney General for the District of Columbia or designee	OAG	Arthur Parker	2012-145 (Appointment) (Vice Chairperson April 24, 2013) 2015-252 (Appointment)	9/17/2012	9/17/2018
U.S. Attorney for the District of Columbia or designee	USAO	Denise Simmonds	2012-145 (Appointment) 2015-252 (Appointment)	9/17/2012	9/17/2018
Assistant Director in Charge, Washington Field Office, FBI	FBI	Vacant			
Advisory Member Metropolitan Police Department Reserve Corps representative *(Non-voting)*	MPD	Richard Southby	2012-145 (Appointment) 2015-252 (Appointment)	9/17/2012	9/17/2018

32. Please list all reports or reporting currently required of the agency in the District of Columbia Code or Municipal Regulations. Provide a description of whether the agency is in compliance with these requirements, and if not, why not (e.g. the purpose behind the requirement is moot, etc.).

Report	Citation	Agency Compliance
Body Worn Camera	D.C. Official Code §5-116.33	In compliance through 2017. Next report due April 2018.
School Safety Plan	D.C. Official Code §5-132.02(d)	In compliance through 2017. Next report due August 2018.
Misconduct Allegations and Grievances	D.C. Official Code §5-1032	In compliance through 2016. Projected submission for 2017: March 2018.
First Amendment Activities	D.C. Official Code §5-333.12	In compliance through 2016. Projected submission for 2017: March 2018
Littering Enforcement	D.C. Code §8-812	In compliance through 2017. Included in MPD's Annual Report.
CCTV	DCMR 2508.6	In compliance through 2017. Included in MPD's Annual Report.
Bias-motivated Crimes	D.C. Official Code §22-3702	In compliance through 2017. Included in MPD's Annual Report.
Community Policing Working Group	NEAR Act	In compliance. Next Report due July, 2019.
Sex Assault Victims Right Amendment Act	D.C. Official Code §4-561.08	MPD is working through data issues and expects to be able to provide report by summer 2018.
Civil Asset Forfeiture	D.C. Official Code §41-312	MPD is working through data issues and expects to be able to provide report in March 2018.
Post and Forfeit	D.C. Official Code §5-335.03	The Department had been unable to produce this report because of data limitations. Although we are still exploring options, we cannot at this time provide an estimate for when we can report on this.
Police Officer Standards and Training	D.C. Official Code § 5-107.04(m)	This is a requirement for the independent POST board to submit a report through MPD. However the board did not meet in 2016 and met only once in 2017. Since no regulations have been promulgated by the Board yet, there is no compliance for the POST to assess or report on.

33. Please provide a list of any additional training or continuing education opportunities made available to agency employees. For each additional training or continuing education program, please provide the subject of the training, the names of the trainers, and the number of agency employees that were trained.

The Metropolitan Police Academy provides a robust training and professional development curriculum for MPD. All sworn members are required to go through a multi-day, classroom and scenario-based Professional Development Training (PDT) each year. In addition, members are required to complete a variety of online training modules throughout the year, which provide instruction in a video and/or narrated slide-based format, on topics of interest or priority for the Department. Finally, the Academy offers dozens of specialized, elective training courses designed to focus on specific skill enhancement.

In 2017, Professional Development Training included instruction on Tactical Emergency Casualty Care (TECC) Practical Scenarios, Tactical Training Center (which includes active shooter and scenario based learning modules), WALES Recertification, and Defensive Tactics.

In addition, the following online modules were required for all sworn members:

Mandatory Online Training for All Sworn Members
2017- Stun Gun Regulation Emergency Amendment Act
2017-Sectors Strategy Training
2017- 58th Presidential Inaugural Training

Mandatory Online Training for All Sworn Members
2017 - Autism
2017 – BWC Evaluation
2017 – DC Safe Support for Empowerment
2017 – Drive to Arrive
2017 – ECD for Non-Users
2017 – Epilepsy and Seizure Response for Law Enforcement
2017 – Equal Employment Opportunity (EEO) and Sexual Harassment
2017 – Language Access Program
2017 – Missing Persons Audit
2017 – Mobile Responder Training
2017 – MPD Missing Persons Reports
2017 – New Field Training Officer Program
2017 – Recruiting Information
2017 – Ride Along Program Training
2017 – Searches, Warrants, and Body-Worn Cameras
2017 – Wales Recertification
2017 – DC Streetcar Introduction

In 2016, the Council passed the *Neighborhood Engagement Achieves Results Amendment Act* (NEAR Act). One provision of the Act codified existing MPD training. Some examples of 2017 training, which also met the NEAR Act requirements, are as follows.

2017 – Compassion in Law Enforcement Training (Daily Roll Call Training)
2017 – Professional Policing Series (ACADIS)
2017 – Legitimacy and Procedural Justice (Daily Roll Call Training)
2017 – National Museum of African American History & Culture (8hr pilot expanded to all members in 2018)
2017 – Implicit Bias (Daily Roll Call Training)
2017 – Standard of Proof for a Stop and Frisk (Daily Roll Call Training)
2017 - Firearms training twice a calendar year
2017 - Dealing with People in Crisis Scenarios (PDT and ECD Training)
2017 - Processing and Housing Transgender Arrestees (Daily Roll Call Training)

As it does each year, the Academy offered dozens of specialized elective training courses in 2017, focusing on education, certification, and recertification. The size and scope of these trainings vary by the audience, and provide critical development training of sworn and civilian members across the Department. Below is a summary of training offered in the past year:

Elective/ Specialized Training Course	Members Completed
Civilian CPR /AED/First Aid	21
Basic 24 Hour M-4 Patrol Rifle Operator Course	40
Basic 24-Hour M-16 Patrol Rifle Certification	73
Basic Instructor Certification School	28
Basic Investigators School	48
Basic Mountain Bike Training	83
Basic Police Motorcycle (250cc) Course	41
Basic Segway	19

Elective/ Specialized Training Course	Members Completed
Body-Worn Camera Training	3,166
CDU Recertification Training	724
CDU Grenadier Recertification	211
Child Passenger Safety Technician Training	11
Confidential Informant Cultivation & Management	89
Crime Scene Search Overview/Training	15
Crisis Intervention Officer Training	117
DC Code (MOU Classes)	89
DC Streetcar Training	156
ECD Observer/Familiarization	15
ECD One-Day Refresher	165
Field Force Extrication Protestor Device Training	16
Human Trafficking: Interdiction/ Protection of Children	66
Intoximeter EC IR II	52
Intoximeter EC IR II Recertification	25
Labor Issues	12
M4/M16 Patrol Rifle Operator Requalification	312
License Plate Reader Training (LPR)	53
M4 Basic Class	9
M4 Transition Class	9
MP-5 (Sub Machine Gun)	10
Policy/Legal Training	3
Promotional/ Supervisory Training	61
Reserve Corps Supplemental Training	73
Shotgun Requalification	15
Standard Field Sobriety Testing (SFST)	108
Standard Field Sobriety Testing (SFST) Refresher	34
STAT HAZ-MAT Recertification	156
Tactical Emergency Casualty Care Course	3,319
Taser Electronic Control Device (ECD) Basic Training	292
Taser Instructor Course	13
Terrorism Awareness/Critical Decision Making for Complex Coordinated Attacks	39
Terrorist Attack Tactics and Techniques	86
Understanding Synthetic Cannabinoids (K2/Spice)	22
WALES II (Recertification)	3,320
WALES II (Never Been Trained)	2

34. Does the agency conduct annual performance evaluations of all its employees? Who conducts such evaluations? What steps are taken to ensure that all agency employees are meeting individual job requirements?

All employees receive annual performance ratings each fiscal year. Civilian employees and sworn members at the rank of Lieutenant and above are on a rating scale of five core competencies which include: communication, customer service, goal attainment, accountability, job, and job knowledge.

In addition, each employee is given a minimum of three specific SMART goals to achieve, based on their respective job duties and responsibilities. Evaluations are conducted by each employee's supervisor, and reviewed by the rater's supervisor. Numerical scores are given in each of the five criteria, and averaged for an overall rating. The highest rating is Role Model (5), Highly Effective (4), Valued Performer (3), Marginal Performer (2), and Inadequate Performer (1).

Officer and Sergeant performance ratings are based on a cumulative evaluation of seven criteria, which include job knowledge, problem solving, professionalism, interpersonal relations, communication, work habits, and general policing. Ratings are conducted by each officer's immediate supervisor, and reviewed by the rater's supervisor. Numerical scores are given in each of the seven criteria, and averaged for an overall rating. The highest rating is Significantly Exceeds Expectations (5), followed by Exceeds Expectations (4), Meets Expectations (3), Needs Improvement (2), and Does Not Meet Expectations (1).

Performance Plans are created to set forth the performance expectations and development objectives that each employee is expected to accomplish during the performance management rating period. Initial Performance Management Conferences are held with each Officer and Sergeant to discuss their performance standards, level of performance expected, rating criteria, and goals for the upcoming rating period. When appropriate, recommendations are made to provide career counseling relating to the advancement, specialization, or training appropriate for the employee's position and/or particular career goals expressed by members. Interim Performance Management Conferences may be conducted to discuss the member's performance for the first half of the annual rating period. The mid-year discussions serve as a mechanism for providing feedback to an employee and identifying areas that need improvement. Mid-year progress discussions are mandatory for probationary employees.

Agency Operations

35. How would you describe the agency's mission?

The agency's mission is to safeguard the District of Columbia and protect its residents and visitors with the highest regard for the sanctity of human life. We will strive at all times to accomplish our mission with a focus on service, integrity, and fairness by upholding our city's motto Justitia Omnibus -- Justice for All.

36. Please describe any initiatives that the agency implemented in FY17 or FY18, to date, to improve the internal operations of the agency or the interaction of the agency with outside parties. Please describe the results, or expected results, of each initiative.

The attached FY17 and FY18 Performance Plans from General Questions 22 and 23 highlight MPD's initiatives that address improvement in internal operations and interaction of the agency with outside parties. The FY17 Performance Accountability Report highlights the results of each initiative.

37. What are the agency's top five priorities? Please explain how the agency expects to address these priorities in FY18. How did the agency address its top priorities listed for this question last year?

Community Trust

The cornerstone of a successful police department is the relationship that the department has with the community it serves. MPD's officers have a positive and strong relationship with the community, and my top priority is to continue to work with both the community and our members to build on those successes. We will do that in a number of ways. For one, I personally deliver a message to all of our officers and recruits that the community's view of the Department depends on each interaction with every single member, 24 hours a day, seven days a week. The residents of the District are entitled to have a police department that is professional, responsive, empathetic, and, most importantly, trusted. Our members know that I expect them to meet those standards at all times. Even when we are making an arrest, our officers should treat people with dignity.

In 2017, we worked closely with community leaders and members to build new relationships and maintain existing ones. Our Special Liaison Branch (SLB) continued to support our communities that are historically underserved, including the African, Asian, deaf and hard of hearing, Latino, and LGBTQ communities. In 2017, we worked to expand the impact of SLB and MPD by reaching out to religious minority communities, in particular the Muslim and Jewish communities. The early work to build relationships became even more important as the District saw a marked increase in anti-Semitic graffiti and several anti-Muslim hate crimes. We also focused on outreach to immigrant communities, translating into seven languages a flyer reassuring our immigrant communities that the District supports them, and that our officers will not ask about immigration status. At the same time, MPD issued guidance to our officers reminding them that there had been no change to our longstanding policy prohibiting enforcement of civil immigration matters.

In December 2017, MPD released its first Advisory Neighborhood Commissioner (ANC) Newsletter. This newsletter provides ANCs with pertinent information and updates about MPD, including featured MPD members, relevant statistics and crime trends, spotlights on major initiatives, key points of contact, upcoming events, and other ways to get involved. We look forward to releasing the second ANC Newsletter in the upcoming months.

In 2017, the Department continued to coordinate fun, family-friendly events including "Beat the Streets," National Night Out, and holiday parties across the city. We also started some new community traditions, including Coffee with a Cop and MPD's Expeditioners program. In 2018, the Department is committed to growing our community presence and engagement. These activities and events provide invaluable opportunities for our residents to meet and get to know their officers and officials, and vice versa. This type of relationship-building, whether it arises from a formal activity or an informal greeting on the street, can open up lines of communication which are critical to ensuring that MPD can best serve District residents and visitors.

Officer Safety and Well-being

Continuing to build on the Department's strong relationships will remain my top priority as we move into 2018. Closely related to that, the well-being and satisfaction of our members goes hand in hand with delivering strong service to the community. You can't have one without the other.

All of our efforts are geared towards keeping our officers safe out on the street every day. In 2016, the Department updated our mission statement and re-engineered our use of force policies to align with the need for respecting the sanctity of all human life as well as our new "Decision Making Model." Throughout FY 2017, we have continued to monitor and improve our policies. We have

integrated more robust training scenarios designed to focus on constant assessment of a situation, identification of options, and opportunities for de-escalation. We will continue to integrate and update training, policies, and processes in FY 2018.

Additionally, MPD's executive staff and I regularly meet with the Fraternal Order of Police (FOP) to discuss issues of concern so that we can address the big issues together. In 2017, I met with MPD members, sworn and civilian, of all ranks and grades, to discuss their views on the Department and their ideas to make it better. I have been working with Department leaders to implement some of these ideas.

One item that was evident from these conversations was that incremental changes can have a profound effect on the wellness and morale of our members. For example, we've adjusted gym hours to stay open in the evening and started to incorporate workout classes during this time. We are also renovating the pool so our members have multiple options to stay in shape. For first responders, staying in shape is not just a lifestyle choice. It helps us to do our jobs better. Additionally, in 2017, we instituted a Family Night for recruits and their families scheduled for the evening before academy graduation. This is an opportunity for our recruits' families to tour the academy, meet some of the Department's leaders, and enjoy a meal together so we can welcome families of recruits to the MPD family.

We're also working to design and implement updated fitness testing and training for recruits at the academy to help foster a lifetime commitment to healthy and active lifestyles. This new fitness program will provide individualized plans for each recruit to help them meet department *and* personal goals, and aims to elevate our future officers' health and well-being throughout their careers. In 2018, the Department will continue our focus on maintaining and building a productive and healthy workforce.

Hiring and Retention

In FY2017, the Department made strides in building the pipeline for hiring and retention. For the first time since FY2013, we hired more officers than separated from the Department, for a net gain of 84 sworn members. We worked to fully staff the cadet program at 35 FTEs for the first time in at least two decades. And with the support of Mayor Bowser and the Council, we expanded the age of eligibility – from a maximum of 20 years of age to the current 24 years of age – to encourage more graduates of District high schools to join law enforcement. The response has been overwhelmingly positive. With additional hiring authority in FY18, we now have 72 cadets, of which 40 are in the expansion group, age 21 to 24. This program is an important long term investment in the Mayor's priorities of strong police-community relations and developing pathways to the middle class.

In FY16, the Council also passed legislation to enable MPD to temporarily expand the existing Senior Police Officer program to include sergeants and detectives, grade 1. The program allows the agency to rehire retired sergeants and detectives to come back at a salary defined in legislation, without jeopardizing their pension benefits. This is truly a win-win scenario for the city and the officer, as the city and Department get to retain the talent and experience of the officer instead of sending the officer to the private sector or another jurisdiction with at least 25 years of DC government investment.

In October 2017, we launched a modernized recruiting website to help attract prospective candidates. During the FY18 budgeting process, Mayor Bowser and the Council funded several

recruitment and retention initiatives that are driving our efforts in FY18. MPD has retained the services of a public relations firm, The Georgetown Technologies, LLC, to build on our current recruiting strategies and tools, and help the Department craft and implement a strategy to attract the next generation of law enforcement. The Six-Month Rental Assistance Program for new recruits provides a $1,000 housing allowance for six months so they can get established in the District and deepen their knowledge and experience with the communities they serve. The Police Officer Retention Program (PORP) provides student loan forgiveness for current officers. I invite you to review the response to question 51 for more information about these efforts as well as other activities we have undertaken to recruit and retain members.

Employee Development

One of my major focus areas in 2017 was working with MPD's executive and command staff to prepare our employees – civilian and sworn – for management and leadership positions throughout the Department. The deployment of the sector concept in January 2017 and the realignment of Patrol into Patrol Services North and Patrol Services South has provided additional opportunities to support greater development of our captains. More specifically, these organizational changes have not only provided captains with more responsibility and accountability for areas throughout the District, but they also give them access and exposure to peers and leaders from whom they can collaborate and learn. MPD's Summer Crime Initiative (SCI) helps achieve similar goals, providing captains with the opportunity to manage resources and activities in a specific area to engage the community and drive down violent crime. All of these activities help executive staff assess those captains who are ready for promotion to command staff, particularly as we move into 2018.

The Department also launched the Police for Tomorrow Fellowship Program in June 2017, with 19 fellows. This two-year training program explores issues crucial to effectively serving the District community, such as innovative approaches to policing, current issues in criminal justice, criminal procedure and law, the role of police in a diverse and democratic society, race and criminal justice, and the unique history and demographics of Washington, DC. We look forward to continuing this program in 2018, and working with our fellows as they grow their careers at MPD.

Finally, MPD developed a new training program for all of our civilian and sworn members in partnership with the University of the District of Columbia at the National Museum of African American History and Culture (NMAAHC). This program features a guided tour of the NMAAHC; a lecture on Black history and culture as well as a discussion on race and policing; and traces the history of the policing profession, particularly with respect to African Americans in the U.S. and specifically here in DC. By teaching our force this history, we hope to equip our members with a better understanding of the community's perspective, enabling them to engage more effectively and build trust with the people we serve. We are also working with the Lab @ DC to conduct an evaluation to assess the program. We look forward to providing all of our members with the opportunity to attend this program in 2018.

Technology

Any successful policing strategy needs to be accompanied by a forward-thinking technology vision. The Metropolitan Police Department continues to incorporate state-of-the art technology into daily operations—making officers more efficient in their jobs while also ensuring the transparency in operations that the community deserves. We continue to do this through our body-worn camera program. While the Department completed the majority of body-worn camera deployment in

December 2016, we recently deployed body-worn cameras to patrol lieutenants and captains. In October 2017, the Lab @ DC completed an independent evaluation of the impacts of body-worn cameras on primary outcomes of interest including use of force and civilian complaints as well as policing activity and judicial outcomes. This study, the most rigorous study of body-worn cameras to date, has contributed to the collective knowledge of this and similar technology.

Additionally, MPD has continued to focus on enhancing mobility and mobile-enabled options for our members. Since August 2015, MPD has been using a new Records Management System, Cobalt, which enables officers to complete reports on the tablets in their cruisers rather than go back to the station, thereby keeping our officers out on the streets longer. MPD also uses the gunshot detection technology, ShotSpotter, and in 2017, deployed ShotSpotter's mobile version to help MPD respond to gunshot alerts quicker and more efficiently. Finally, in support of the Robbery Intervention Task Force, MPD detailed one of our Criminal Research Specialists over to Metro Transit Police Department's Command Center to better leverage our collective technology and facilitate more streamlined and real time information sharing. This partnership has helped disseminate critical information, including BOLOs and pictures, to officers and detectives on the street from both agencies.

In 2017, MPD formalized our collaboration with the Bureau of Alcohol, Tobacco, Firearms and Explosives (ATF) and the District's Department of Forensic Sciences as part of the Crime Gun Intelligence Center (CGIC) initiative. The CGIC leverages state-of-the-art imaging technology and a database known as the National Integrated Ballistic Information Network (NIBIN), enabling law enforcement to link shooting crime scenes with potential firearms and other crime scenes. This investigative tool and partnership provides our detectives with critical pieces of intelligence when identifying some of the District's most active shooters. In 2018, we look forward to not only continuing this collaborative effort, but also enhancing investigator trainings and analytical capabilities.

38. Please list each new program implemented by the agency during FY17 and FY18, to date. For each initiative, please provide:

- ***a. A description of the initiative;***
- ***b. The funding required to implement the initiative; and***
- ***c. Any documented results of the initiative.***

The attached FY17 and FY18 Performance Plans from questions 22 and 23 highlight MPD's initiatives that address improvement in internal operations and interaction of the agency with outside parties. The FY17 Performance Accountability Report highlights the results of each initiative.

The attached Performance Plans from questions 22 and 23 highlight MPD's new programs from FY17 and FY18. The FY17 Performance Accountability Report highlights the results of each initiative.

One significant project that required dedicated funding was the body-worn camera initiative. The annual cost of the program is $5.7 million. The Lab @ DC completed an independent evaluation of the impact of BWCs which can be read at bwc.thelab.dc.gov.

39. How does the agency measure programmatic success? Please discuss any changes to outcomes measurement in FY17 and FY18, to date.

Every member of the Department is working toward or supports efforts to reducing crime, particularly violent crime, in the District of Columbia. As such, the most important metric is trends in serious violent crimes, as monitored daily by the DC Code Index Crimes of homicide, sex abuse, assaults with a dangerous weapon, and robbery. Response time, as measured by the Office of Unified Communications, is also important for gauging performance. Even in the midst of rapid population growth, violent crime has been in a general decline since 2010, with the steepest drop in 2017. Calls for service have also been increasing, while response time to the priority 1 calls has dropped. These key indicators show a city moving in the right direction. Please see question 40 for additional information on metrics.

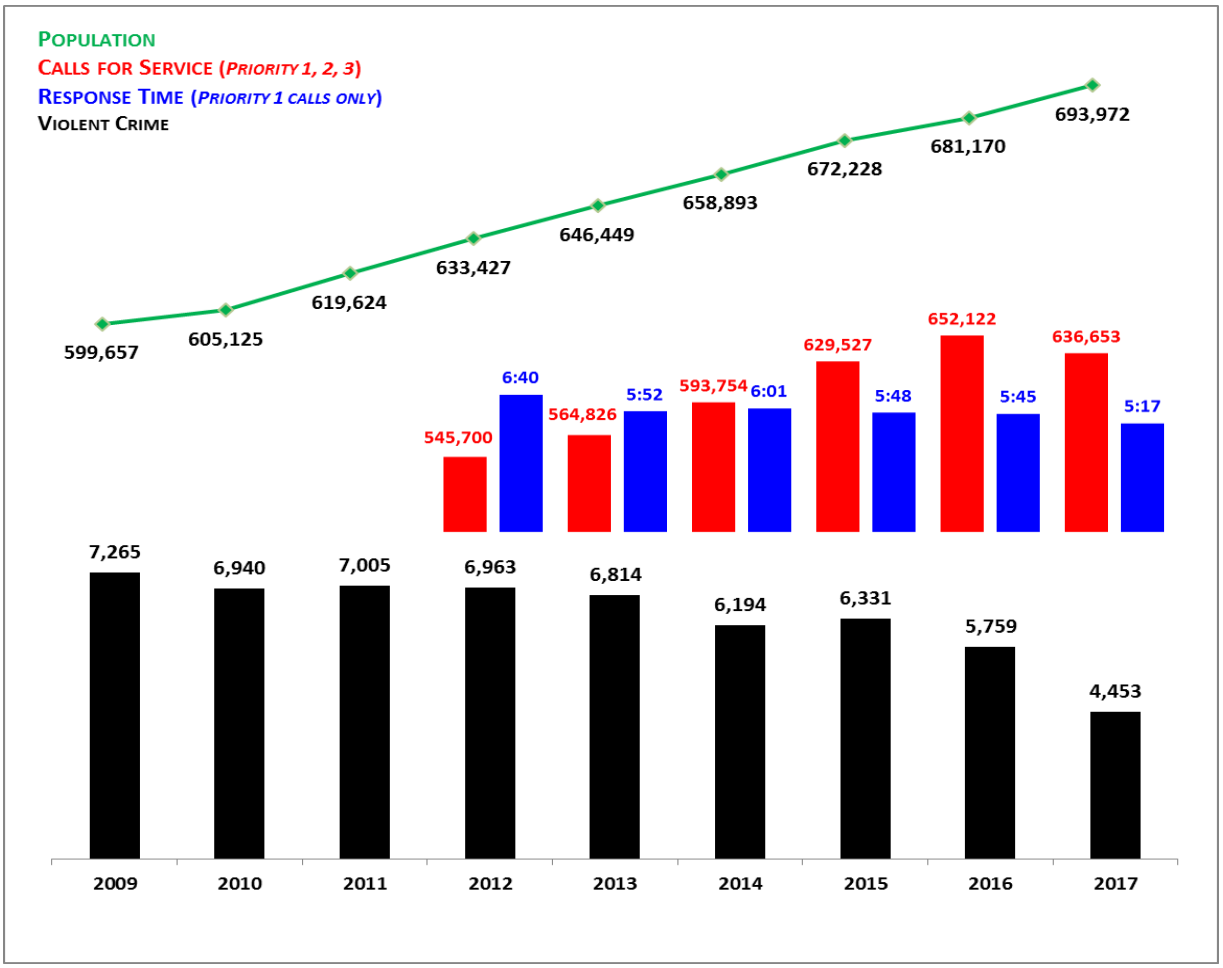

40. What are the top metrics regularly used by the agency to evaluate its operations? Please be specific about which data points are monitored by the agency.

Every member of the Department is working toward or supporting efforts to reduce crime, particularly violent crime, in the District of Columbia. As such, the most important metric is trends in serious crimes, as monitored daily by the DC Code Index Crimes of homicide, sex abuse, assaults with a dangerous weapon, robbery, burglary, theft, theft from auto, and stolen auto. A key related metric is case closures for major crimes, particularly violent ones. Arrests are also monitored, but

more to gauge trends than monitor performance. It is important to recognize that in general, our goal is fewer crimes and fewer arrests. Response time, as measured by the Office of Unified Communications, is also important for gauging performance.

Agency leaders are also continuously monitoring trends related to operations such as uses of force, recruitment, hiring, attrition, training, contract performance, overtime, spending, and rewards.

41. Please list the task forces and organizations of which the agency is a member.

The Department coordinates with literally dozens of entities so this list may not be exhaustive.

Task Force/Organization
Arson and Explosives Task Force (AETF)
ATF Task Force
Autonomous Vehicle Working Group
Bicycle Advisory Council (BAC)
Capital Area Regional Fugitive Task Force (CARFTF), US Marshals
Child Fatality Review Board
Community Stabilization Protocol Response Team
Consortium of Universities
Council for Court Excellence
Crime Victim Compensation Program Advisory Committee
Criminal Justice Coordinating Council
Critical Infrastructure Working Group (CIWG)
DEA Cross Border Initiative and Diversion Task Forces
DEA Tactical Diversion Task Force
District's Collaborative Training & Response for Older Victims (DC TROV)
Dockless Bikes Interagency Working Group
Domestic Violence Fatality Review Board (DVFRB)
Elder Abuse Prevention Committee (EAPC)
Electronic Crimes Task Force
FBI Safe Streets and Cross Border Task Forces
FBI Violent Crimes Task Force
High Risk Domestic Violence Initiative
Homeland Security Money Laundering Task Force
Interagency Coalition on Homelessness
Joint Terrorism Task Force
Major Crash Review Task Force
Marijuana Task Force
Mayor's Special Event Task Group (MSETG)
Medical Marijuana Intergovernmental Subcommittee, Medical Marijuana Advisory Committee
Medstar Washington Hospital Center Campus Security Director's Association
Metropolitan Washington Council of Governments (MWCOG)
MPD-FBI Child Exploitation and Human Trafficking Task Force
National Capital Fraud Task Force- United States Secret Service
Pedestrian Advisory Council (PAC)
Police Complaints Board
Police Officer Standards and Training Board
Robbery Intervention Task Force

Task Force/Organization
Safe Shores – DC Child Advocacy Center, Multi-Disciplinary Team
Sentencing Commission
Sexual Assault Response Team
Truancy Task Force
Victim Assistance Network
Victim's Guide to the District of Columbia Justice System Committee
Washington Regional Alcohol Program (WRAP)

42. Please explain the impact on your agency of any legislation passed at the federal level during FY17 and FY18, to date, which significantly affected agency operations.

We are not aware of any new federal legislation passed this year or last which significantly affected agency operations. However, the budget rider prohibiting the District from regulating marijuana businesses does hinder the District's ability to effectively address individuals launching marijuana-related enterprises. We continue to monitor introduced gun legislation closely.

43. Please describe any steps the agency took in FY17 and FY18, to date, to improve the transparency of agency operations.

The Department is committed to supporting the District's culture of transparent and open government, while protecting the privacy of victims and arrestees as required by law. The following initiatives highlight MPD's recent efforts.

Crime Cards

The District's Office of the Chief Technology Officer (OCTO) has been working closely with MPD to update the public crime mapping application. The redesign, which is expected to launch in spring 2018, is an opportunity to enhance usability and transparency. New updates will include the ability to work on mobile devices and summarize and display larger volumes of data in visually appealing ways. The project team engaged and incorporated input from a variety of sources in different ways, including meetings, demonstrations, and facilitated feedback sessions with sworn and civilian members from diverse ranks and units within MPD, community members, and government partners. The updated application, "Crime Cards," is easy to use, mobile-friendly, and modernized to include a variety of charts and graphs.

Body-Worn Camera Evaluation

A key goal of the Department's body-worn camera (BWC) program was to provide greater accountability and transparency, thereby supporting strong community-police relations. MPD completed deploying body-worn cameras to the majority of patrol in December 2016. MPD worked closely with The Lab @ DC to design and implement a randomized controlled trial (RCT) to better understand some of the potential impacts of BWCs on MPD's operations and our community, including use of force, civilian complaints, policing activity and judicial outcomes. With over 2,200 officers involved, this is one of the largest and most rigorous studies on BWCs to date.

The study is built on a foundation of scientific rigor and transparency. Before seeing the data, the analysis team created a detailed methodology and planned statistical analyses—what scientists call a pre-analysis plan—and publicly shared it on the Open Science Framework. Writing this plan and

sharing it publically before the team has the data ensures that the team does not, intentionally or unintentionally, have discretion to conduct the analyses merely to fit preconceived expectations. Not only does undertaking this evaluation highlight MPD's commitment to transparency, but the process by which MPD and the Lab @ DC conducted the evaluation also signals our commitment.

Community Engagement Forums

- **Community Engagement Academy**: MPD's Community Engagement Academy allows a diverse group of interested community members the ability to learn firsthand about police operations and provide comments and recommendations on police and community interactions. The Department works to provide all participants with a personal view of the challenges that officers face daily. This initiative helps to strengthen police and community relations through education, awareness, and discussion. During 2017, 75 members participated and the initiative will be ongoing throughout 2018. Some of the key topic areas included recruiting, training, juvenile issues, use of force, and the role of a police officer in society.

- **Use of Force Presentation**: In FY 17, the Chief of Police conducted briefings in every police district and at a number of community events regarding the District's use of force policies, trainings, and investigatory processes. These briefings provided valuable information about the specific steps taken after a serious use of force event occurs, and gave the community the opportunity to ask the Chief questions. Overall, all who participated found these briefings very informative and helpful.

- **Tactical Village Media Day**: The Department hosted a Metropolitan Police Academy Tactical Village Media Day on December 13, 2017. This day was an effort to provide media members with an opportunity to understand the complexities and dangers of use of force encounters police face while on duty. After receiving an abbreviated training on use-of-force by academy personnel, participants were able to go behind the badge in a simulated exercise during a controlled scenario. This was an educational experience to equip reporters with information to achieve more balanced reporting on police use-of-force incidents.

Open Data Initiatives

In February 2018, the Department uploaded its stop and frisk and ShotSpotter data on its home page. Separate from the Freedom of Information Act, the MPDC Open Data page allows an additional mechanism for the public to quickly access MPD's publicly available data (including juvenile arrests, stop and frisk, and ShotSpotter data). The Department will continue to proactively assess information demands and expand its open data in the future.

44. Please identify all electronic databases maintained by your agency, including the following:

a. A detailed description of the information tracked within each system;

b. The age of the system and any discussion of substantial upgrades that have been made or are planned to the system; and

c. Whether the public can be granted access to all or part of each system.

The systems below represent systems for which we own the application and the data. Public access is determined by law. As such, the public has certain limited access to the incident, crime, and arrest information in Cobalt, either through information that we post or distribute to the public, or through

Freedom of Information Act requests. The Department is working to make more information publically available by posting data sets on line. As of the week of February 20th, we have posted data on stops, frisks, and ShotSpotter. In addition, the public can input data into Cop Logic.

Database	Age	Purpose	Public Access
Automated Fingerprint Identification Suite of systems	2002 (Last major update in 2014)	System used during the booking process to identify the person, collect fingerprints and take a mugshot; communicates with the FBI for fingerprints and other descriptive info on arrestees; and maintains all photos of persons arrested in DC.	No
Closed Circuit TV Systems	2014	Video recording software and storage; digital evidence management systems for CCTV (part of the Commander system)	No
Cobalt	2015	Records management system used to document all arrests and reports of crime city-wide.	Some
Cop Logic	2012	Online reporting tools for citizens	Yes
Crime Scene Log	2013	Tracks requests for evidence technicians to process crime scenes.	No
Evidence.com	2015	Stores video evidence obtained from officer body worn cameras.	No
Evidence storage and tracking systems	2008	Department's evidence management system; assigns, tracks, and maintains the storage location of evidence in the warehouse.	
Gun Offender Registration	2012	Tracks the recurrence of repeat offenders of gun related crimes.	No
Gun Registration and safety training systems	2012	Tracks the owners and firearms from DC gun registrations; provides citizens with a firearm safety certification video and logging of citizen viewers.	No
License Plate Reader	2003	Uses optical character recognition to automatically read license plate characters; used to identify vehicles used in crimes.	No
Personnel Performance Management System (PPMS)	2011	Case management system for administering internal police investigations.	No
Personnel Resource Tracking system (PRT)	2011	Department's human resources system; tracks information about staff, assignments, training, and equipment.	No
Sex Offender Registry	2014	Provides the public with access and notification of changes in the US sex offender registry.	Yes
ShotSpotter Flex Suite	2016	Gunshot sensor system.	No
Situational Awareness Systems	2016	Provides command staff timely operational information.	No
TACIIS	1996	Time and attendance system.	No
Washington Area Law Enforcement System (WALES)	2017	System that officers use to look up wanted people, stolen property, missing persons, and people on the terrorist watch list; sends and retrieves criminal histories to and from the FBI.	No

45. Please provide a detailed description of any new technology acquired in FY17 and FY18, to date, including the cost, where it is used, and what it does. Please explain if there have there been any issues with implementation.

The requested information is being compiled, and the Department will provide it with a later submission.

46. Please provide a table, broken down by funding source and purpose (categories including court, special events, and automated traffic enforcement), of overtime hours and expenses for FY12 to FY18, to date.

The Department no longer uses overtime to run the Automated Traffic Enforcement Program. In FY15, MPD began changing some of the equipment used in the ATE program, and thus eliminated the need for overtime.

Overall, overtime hours in FY17 were 13.7 percent higher than in FY16. Local overtime hours are down 3.4 percent while Non-Local overtime hours are up 36.3 percent. Of that increase, 54 percent is attributed to the Inauguration and the increase in First Amendment activities in the District.

(As of Pay Period Ending January 20, 2018)										
	Locally-Funded Hours					Non-locally Funded Hours				
FY	All Other	ATE	Court	Subtotal	Subtotal *excluding* ATE	Grant	Reimb.	Subtotal	Total Hours	Total Dollars
12	108,439	124,195	141,797	374,431	250,236	36,290	143,599	179,889	554,320	$26,782,231
13	111,928	132,120	125,070	369,118	236,998	39,890	181,918	221,808	590,926	$28,262,795
14	168,451	110,550	113,796	392,797	282,247	36,329	154,763	191,092	583,889	$32,215,105
15	270,969	63,236	84,282	418,487	355,251	43,392	302,930	346,322	764,809	$40,600,680
16	296,502		74,697	371,199	371,199	46,037	234,857	280,894	652,093	$34,845,248
17	291,396		67,369	358,765	358,765	38,691	344,094	382,785	741,550	$36,858,555
18	135,941		17,412	153,353	153,353	9,590	53,063	62,653	216,005	$11,402,744

a. Please provide a breakdown of the number of sworn officers versus civilian employees who received overtime payments in FY17 and FY18, to date.

	2017		2018	
	Total	Total Paid OT	Total	Total Paid OT
Total Sworn	4,156	3,986	3,915	3,134
Total Civilian	652	423	684	225
Total	4,808	4,409	4,599	3,359

47. Please provide the number of Reserve Corps Members, broken down by Level I and Level II members, for FY17 and FY18, to date.

Reserve members go through the same training as recruit officers. Level IIs will become Level I reserves once they complete their probationary period. The general reserves category is an older classification that is being phased out as the current cohort separate. They are not armed.

	FY2017 (as of 9/30/17)	FY2018 (as of 2/7/18)
Level I (Armed / certified)	42	48
Level II (Armed / uncertified)	35	25
General Reserve Officer	9	8
Reserve Recruit Officer	13	13
TOTAL	99	94

48. Please provide the number of sworn and civilian employees who separated from the Department from FY12 through FY18, to date, the reason(s) indicated for their separation, and how many years of service they had with the Department (grouped at the Department's choosing by span of years served).

Sworn Employees

	Sworn						
	FY12	FY13	FY14	FY15	FY16	FY17	FY18*
Death	2	3	5	2	2	3	2
Disability	14	7	9	15	11	6	1
Resignation	53	66	94	112	114	114	37
Retirement	99	88	167	243	230	197	65
Termination	35	33	36	42	30	15	2
Total	**203**	**197**	**311**	**414**	**387**	**335**	**107**
FY18 data as of February 15, 2018							

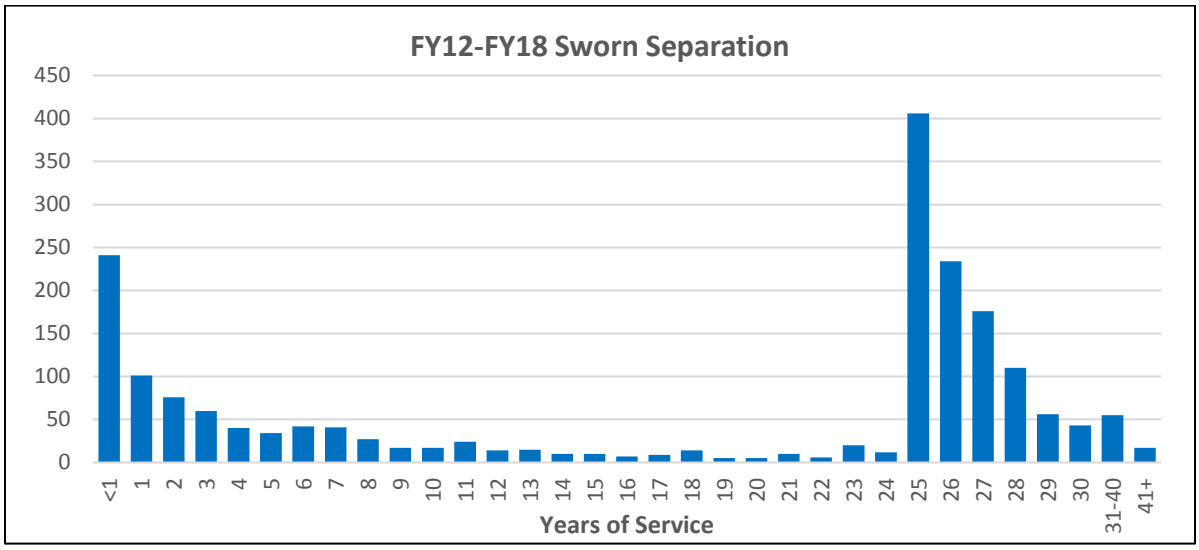

Civilian Employees

	Civilian						
	FY12	FY13	FY14	FY15	FY16	FY17	FY18*
Death	1	1	0	0	0	2	3
Disability	0	0	0	0	0	0	0
Resignation	24	16	28	26	41	47	12
Retirement	6	11	6	7	8	5	2
Termination	18	27	8	4	13	7	10
Total	**49**	**55**	**42**	**37**	**62**	**61**	**27**
FY18 data as of February 15, 2018							

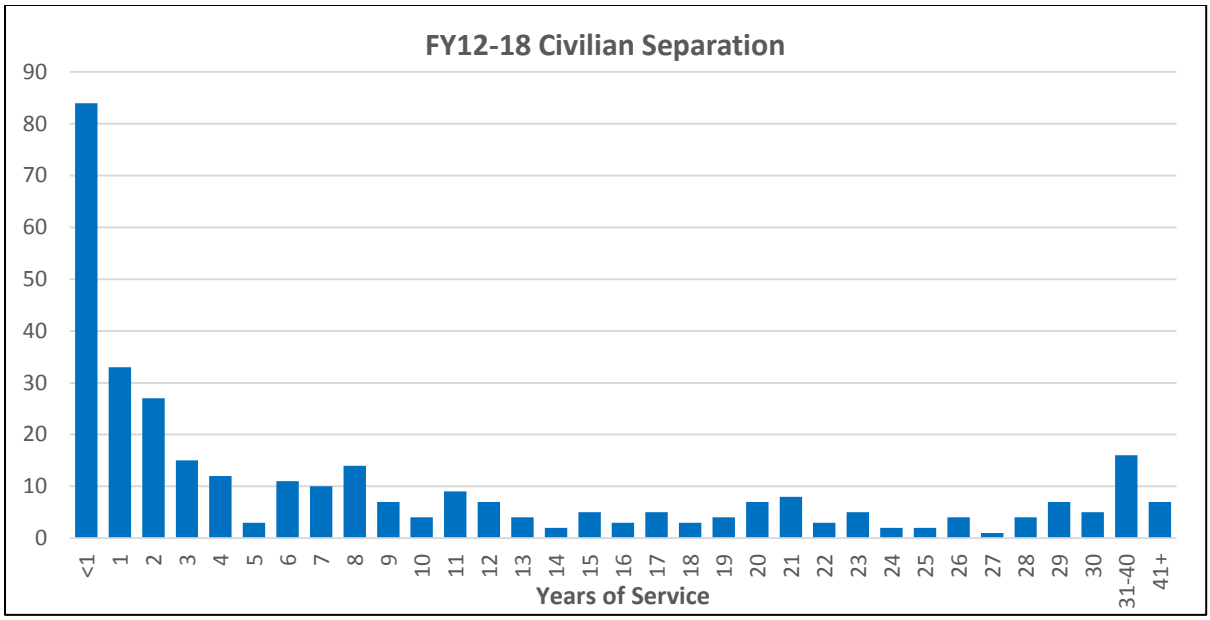

49. Please provide the number of sworn and civilian vacancies that currently have active job announcements, how many are currently in the hiring process, and where they are in the hiring process.

MPD currently has 59.5 civilian vacancies, all of which are in the hiring process.

- 16.5 – in the process of being posted
- 3 – currently posted
- 9 – hiring selection being made
- 28 – in background investigation
- 3 – pending next new hire date

50. Please provide the number of sworn officers, separated by rank, currently eligible for retirement.

Rank	Eligible as of 10/5/17	Newly Eligible				
		FY18	FY19	FY20	FY21	FY22
Chief of Police	1	0	0	0	0	0
Assistant Chief	1	1	1	0	0	0
Commander	7	2	1	0	0	1
Inspector	1	0	2	0	0	0
Captain	10	8	3	3	3	2
Lieutenant	28	14	15	7	7	7
Sergeant	61	16	27	19	10	31
Detective Grade 1	13	3	1	0	0	0
Officer	179	99	117	57	54	112
Total	**301**	**143**	**167**	**86**	**74**	**153**

*Data does not include senior law enforcement officers of any rank because they work pursuant to one year contracts.

a. How many of these officers have submitted their retirement paperwork?

As of February 21, 2018, 33 sworn members have submitted retirement paperwork. Please see the table below for a breakdown by rank of sworn members who have submitted retirement paperwork.

Rank	#
Assistant Chief	2
Commanders	3
Detective Grade I	1
Detective Grade II	4
Lieutenant	3
Officer	17
Sergeant	3
Total	**33**

51. Describe MPD's recruiting efforts for FY17 and FY18, to date.

MPD's Recruiting Division has conducted numerous outreach efforts from FY2017 to present. During FY17 and through the beginning of FY18, the Recruiting Division has enhanced our outreach efforts through many different mechanisms, including:

- Launch of a new recruiting website. Working in close partnership with OCTO, the MPD unveiled a new website campaign which has been specifically designed to recruit and attract high quality applicants for sworn, cadet, volunteer, and civilian positions. The new website incorporates live chat features, enhanced media and graphics, and more user friendly content.
- The Recruiting Division launched a new helpdesk engagement platform, allowing the division to provide more responsive customer service, preformulated response to FAQs, and a solution center for all applicants.
- The Recruiting Division has heavily leveraged the new Housing Incentive Allowance Program, offering new employees up to $6,000 to reside in the District of Columbia. This incentive has been used widely and seen a great amount of interest from prospective candidates.
- Through the FY18 recruiting PR campaign, the Recruiting Division has selected and engaged with the Georgetown Firm to evaluate, recommend, and implement a first-class recruiting campaign throughout the remainder of the fiscal year.
- The Recruiting Division has hired a marketing specialist and a visual information specialist, bringing additional expertise within the Division.
- Through a thorough process review, the Recruiting Division has continued to streamline the process, by ensuring all candidates have a simplified application process, no longer requiring a separate step – candidates may complete their written examination at mass processing.
- MPD has implemented a referral bonus program for our sworn and civilian members who recruit police officers and cadets. Members can refer up to two applicants per fiscal year. Members receive up to $500 for each applicant that is successfully referred ($250 at the time the applicant is hired and $250 at the time the applicant completes their academy training). Certain members including captains and above, civilian equivalents, and members directly involved in the recruiting process (e.g., Human Resources, Recruiting Division) are excluded from the program.

The recruiting strategy has included a combination of interactions with our applicant pool-job fairs, and radio and cable television advertisements. In FY 2017, the Recruiting Division partnered with the nine media vendors and two outreach partners to increase recruiting engagement and retention. This robust push to increase and retain audience engagement has been vital to filling vacant sworn member positions.

Media Vendors	Advertising Timeline
NACE Link Network	10/1/16-9/30/17
Monumental Sports	3/31/17-9/30/17
University of Maryland Athletic Report	4/1/17-9/30/17
Careerbuilder.com	11/1/16-9/30/17
Monster.com	12/1/16-9/30/17
DCJobs.com	11/1/16-9/30/17
PoliceOne.com	12/1/16-9/30/17
CBS Local	12/7/16-9/30/17
Comcast Spotlight	2/27/17-9/29/17
RadioOne	4/15/17-8/30/17
NCM	4/1/17-8/15/17

MPD's Recruiting Division has focused on military recruitment, providing information to the following military base career centers in the Washington, DC, Metropolitan Region:

- Andrews Air Force Base
- Ft. Meade (Army)
- Bowling Air Force Base
- Fort McNair (Army)
- Naval Research Lab
- Fort Belvoir (Army)
- Ft. Myers (Army)
- Ft. Detrick (Army)
- DC National Guard, Stadium Armory

In addition, MPD's Recruiting Division has developed a relationship with the Mayor's Office of Veterans Affairs to reach the District's veteran population for job opportunities within MPD.

a. In the FY18 budget, the Committee approved $750,000 for a professional public relations campaign for MPD that includes rebranding initiatives targeted to recruit high-quality personnel and combat the retirement bubble. How have these funds been spent? How much remains?

The contract, valued at $479,650, was awarded on January 24, 2018 to the Georgetown Technologies, LLC. Although none of the allocated funds have been spent yet, engagement meetings are occurring with the consultant and key members of the Department.

52. Please provide the number of MPD recruits hired since October 1, 2015. Include the number of recruits per class, the date each class was hired, and how many are still employed by the Department.

MPD continues to refine recruiting, hiring, and training to ensure we are hiring the best candidates for the Department. However, anecdotally, new recruits and officers often separate from law enforcement agencies at a relatively high rate. This is at least in part due to members realizing that they may not be well suited to police work. When the work is not a good fit, it can be to the benefit of the community and the Department for the member to resign or be terminated.

FY 2016	Recruits Hired	Still Employed by the Department as of 2/7/18
10/19/2015	25	20
11/30/2015	25	19
12/28/2015	23	19
1/25/2016	20	16
2/22/2016	13	11
4/18/2016	23	20
5/2/2016	21	19
6/13/2016	26	20
7/25/2016	26	23
8/22/2016	25	19
9/19/2016	23	14
Totals	250 hired	200 still employed

FY 2017	Recruits Hired	Still Employed by the Department as of 2/7/18
10/31/2016	24	21
11/28/2016	22	19
12/27/2016	19	16
1/23/2017	20	19
2/21/2017	20	16
3/20/2017	16	14
4/18/2017	17	14
5/30/2017	19	19
6/26/2017	18	17
7/24/2017	20	20
8/21/2017	23	22
9/18/2017	16	15
Totals	234 hired	212 still employed

FY 2018	Recruits Hired	Still Employed by the Department as of 2/7/18
10/30/2017	21	19
11/27/2017	20	17
12/26/2017	21	20
1/22/2018	21	21
Totals	83 hired	77 still employed

53. Please provide the number of cadets recruited by the Department for FY16, FY17, and FY18, to date.

FY	Hire #	Age at Hire Between 17-20	Age at Hire Between 21-25
FY 2016	27	27	0
FY 2017	34	19	15
FY 2018	25	10	15

a. How many cadets recruited were under the age of 21, and how many were over the age of 21 and under 25?

Currently in the Program:	
Total:	72
17-20:	31
21-25:	41

*As of 2/7/18

Mayor Bowser and MPD are working to develop a pool of qualified potential police officers from the District by working to expand MPD's cadet program. The cadet program allows District high school graduates to earn the college credits necessary to enter the Police Academy as a recruit. Cadets attend UDC full time and work at MPD part time. One of MPD's Assistant Chiefs and two Commanders joined the Department through the cadet program.

In the fall of 2016, the Council passed the Mayor's legislation to increase the age cap of the Cadet program from 20 years of age up to 24, significantly increasing the scope of eligible participants. As a result, the Department began an aggressive outreach campaign designed to recruit additional applicants, with the goal of 70 cadet program participants. As a result of our efforts, were able to expand the Cadet Corp to 72 members.

The Recruiting Division, in coordination with the staff of the Cadet Training Program, met with both School Resource Officers and Patrol Officers during roll call to provide program recruitment materials as well as information on the new 21-24 year old Cadet program. Recruiters contacted more than 800 prospective participants who were previously ineligible due to age and notified them of the change in the program requirements. As a result of these efforts there are currently 41 older cadets (between 21 and 24 years of age).

54. Please provide the staffing levels and the hours of operation for FY17 and FY18, to date, for each liaison unit, along with any changes in the hours of operation for each unit in FY17 and FY18, to date.

The core officers and affiliate members of the Special Liaison Branch (SLB) are provided below. In addition, two sergeants and an acting lieutenant are assigned to the Branch. There are also two full-time civilians working to serve the SLB communities: an Outreach Coordinator in the Asian community and a Victim Advocate from MPD's Victims Services Branch. The 2017 addition of the Victim Advocate has been very beneficial, as she is able to follow up with SLB community members who are victims of serious crime and help connect them with services.

	Core	Affiliate	Total
African Affairs Affiliates (AAA)	0	10	10

	Core	Affiliate	Total
Asian Liaison Unit (ALU)	4	16	20
Deaf and Hard of Hearing Liaison Unit (DHHLU)	2	12	14
Latino Liaison Unit (LLU)	3	19	22
Lesbian, Gay, Bisexual, Transgender Liaison Unit (LGBTLU)	4	30	34
	13	87	

While more than 200 MPD members have been trained as affiliates since the inception of the Affiliate Program, there are currently 87 active members in patrol. While some members have separated from the Department, others have been promoted or transferred. While they may no longer be in patrol, the training and experience as an affiliate can be beneficial in other units and help to further build capacity within MPD.

The hours covered by on duty core SLB members are provided below. In 2017, SLB was able to increase these hours by eliminating overlapping shifts and moving to 10 hour shifts, four days a week. In addition, on-call SLB core members and affiliate members are available during any other time.

	Sunday	Monday	Tuesday	Wednesday	Thursday	Friday	Saturday
ALU	0500-2000	0500-2000	0500-2000	0500-0100	0500-0100	0500-0100	0500-0100
DHHU	0800-1800	0800-1800	0800-1800	0800-2300	1300-2300	1300-2300	1300-2300
LGBTLU	0800-2000	0800-2000	0800-2000	0800-0100	1000-0100	1000-0100	1000-0100
LLU	1000-0100	1000-0100	1000-0100	1500-0100	1500-0100	1500-0100	1500-0100

55. How many affiliate officers does MPD currently have and how often are affiliate members detailed to the liaison units?

The current affiliate numbers broken down by unit are provided above. Most months, affiliates are detailed to the Special Liaison Branch for weeks for hands on training. This includes one member per unit and two for the LGBT Liaison Unit. A member is also detailed to assist with outreach to the African community in four week rotations.

56. Please provide a curriculum for any specialized training provided to officers in the Sexual Assault Unit in FY17 and FY18, to date.

2017 Training

- Digital Evidence Recovery Training (DIVRT) – 24 hours
- Investigating Hate/Bias-Related Crimes – 1.5 hours
- Crime Victim's Compensation Rights/Crime Victim's Rights – 1.5 hours
- National Organization for Victim Assistance Conference – 32 hours
- Prosecution of Cold Case Sexual Assaults – 32 hours
- Brady, Giglio, Jencks Act Training – 2 hours

2018 Training

- International Conference on Sexual Assault, Domestic Violence, and Gender Bias – 24 hours – Scheduled for April 3-5, 2018

- Sexual Assault Victims with Severe and Persistent Mental Illnesses Training – 8 hours- This training is currently in the planning phase. The training is being provided by Dr. Richard Bebout in cooperation with OVSJG.

57. Are officers receiving regular continuing LGBTQ, intimate partner violence, and sexual assault training?

a. What are the continuing education requirements for these topics?

b. Who provides and consults on this training?

In December 2011, former Chief Cathy Lanier asked the Anti-Defamation League, a national leader on the issue of hate crimes, to assist the Department by conducting an impartial review of MPD's hate crimes and community programs related to the LGBTQ community, comparing them with programs in other departments in the nation, and identifying any areas that might be strengthened. The Task Force issued its report in February 2014, and MPD worked with the community for almost a year to develop an enhanced training curriculum for all of its members on hate crimes and LGBT cultural competency. Groups that participated in the training development included the DC Trans Coalition, Casa Ruby, GLOV, HIPS, and SMYAL.

The department-wide training launched in March 2015. The major topics of the course include: LGBT Cultural Competency; Handling Interactions with Transgender Individuals; Domestic Violence in LGBT Relationships; and Bias-Motivated Crimes. The training included four online presentations to review MPD policies and previous trainings, and to introduce some new concepts. It was followed by a 4-hour classroom training led by experienced core or affiliate officers of the LGBTLU. The classroom session focused on scenarios designed to present officers with situations they will likely encounter and provide a forum for discussing how they would respond to the incident and individuals on the scene. The emphasis on interactive and hands-on exercises required officers to demonstrate the skills learned in training. The training included videos of community members discussing their experiences with police and the impact of those interactions. In addition, the training has been modified to meet the needs of an entry-level officer and incorporated into the recruit training.

To the best of our knowledge and that of our many partners in this endeavor, this training surpasses that which any other police department in the country delivers to its entire force. Indeed, the Office of the Inspector General for the New York Police Department requested copies of our training so that they could recommend similar training for NYPD. The Council for Court Excellence has recommended that other agencies in the DC criminal justice system review the training and adapt it to the needs of their agency.

This level of comprehensive training is not the kind that is updated frequently. Additional training on emerging issues in the LGBT community may be delivered online or during roll call. The Department's annual training must cover so many topics – from officer safety, de-escalation, the use of force continuum, firearms requalification, new laws, homeland security, emerging issues, as well as topics of interest to other communities in the District, that we cannot repeat training on all topics every year. It is important to recognize that for every 8-hour block of training that is mandatory for the entire Department, the equivalent of 14 or 15 officers are taken off the street for the entire year. This does not include the trainers – only the time of the officers being trained. For the 46 hours of training in the 2018 Professional Development curriculum, the equivalent of approximately 79

sworn members are out of service for the year.[1] And again, this does not include the trainers. MPD will continue to provide cultural competency on other communities, as well as reminders on addressing hate crimes.

For calendar year 2017, the Department continued with its efforts to ensure all of our members are trained to provide the very best service to all of our members. As we are expected to provide this outstanding service to all of the people we serve, some of our training is not specific to a group or class of people, rather they apply to all the members that we serve. To this end, we published an online training module titled, DC Safe Support for Empowerment, which focused on providing services to victims of domestic violence. This module gave specific instructions on how to respond to victims of abuse. In addition, every recruit that graduated from the police academy received extensive training in LGBT Cultural Competency; Handling Interactions with Transgender Individuals; Domestic Violence in LGBT Relationships; and Bias-Motivated Crimes. All of our new promotees received a block of instruction on LGBT issues and Hate crimes as well. The entire Department received roll call training on Processing and Housing of Transgender Arrestees in March of 2017. Lastly, we interweave these subjects in scenarios that we conduct throughout training at the academy.

58. On March 1, 2016, the Council of the District of Columbia unanimously passed Bill 21-360, the "Neighborhood Engagement Achieves Results Amendment Act of 2016", or the "NEAR Act". On August 19, 2016, the bill became official law. A number of provisions of the bill imposed requirements on the Metropolitan Police Department. Please provide an update on the Department's progress and implementation of Title II(G): Improving Stop and Frisk and Use of Force Data Collection.

When MPD reviewed the level of effort associated with the NEAR Act, we prioritized the tasks to complete this. The first priority was supporting the referral of complaints to the Office of Police Complaints in order to support their expanded authority. This was completed in early 2017.

At the same time, MPD was working to revise its Personnel Performance Management System (PPMS) to better capture the use of force data. MPD launched an updated version on January 3, 2018. PPMS 3.0 now collects all data points required pursuant to the NEAR Act (D.C. Official Code §5-113.01(a)(4C)) as structured data. These data points are no longer collected solely in the narrative, allowing MPD to more easily aggregate data. Structured data also allows us to add as many types of force, officers, and persons per incident as necessary. Each force can also be tied to an individual officer and person, as opposed to just per incident.

PPMS 3.0 is also now linked to Cobalt, so that an officer does not have to re-type duplicate information for uses of force. Data points such as gender, race, and ethnicity are a drop down list in Cobalt, MPD's primary criminal record management system, instead of the free form text field in the previous versions of PPMS, which also improves accuracy when transferring data. The Criminal Complaint Number (CCN) is now a mandatory data field in PPMS, which supports links to arrest records. Previously, the CCN was a free form text field.

[1] This assumes 3,500 members receiving 46 hours of training, divided by 2040 hours in the standard work year. The 3,500 figure conservatively excludes new recruits and members not working full duty for the entire year because of military service, FMLA, extended sick leave, and so forth.

At the same time that MPD was enhancing PPMS, analysts were also working to provide data to the Office of the Deputy Mayor for Public Safety and Justice for the NEAR Act report on felony arrests and crimes. Even identifying felony versus misdemeanor crimes and arrests was a significant step and included a comprehensive manual review process. There was no accurate information on this in Cobalt because MPD does not regularly use or need that distinction in the course of our operations.[2]

In addition, we are working to address the new requirements related to stops or frisks. MPD or the Department of Motor Vehicles (DMV) collects almost half of the data. Last week, the Department posted data on stops or frisks on our website for 2010 through 2016. This will be updated with 2017 data in the coming months. For other data, we will be examining if there are creative ways to use existing data to address the same issues, such as with potentially capturing other data through DMV records.

59. Please provide the current vendor information for redacting body-worn camera recordings, including the cost of redaction per video.

Vendor Info	Cost
Quetel Corporation 14100 Sulleyfield Circle Suite 700 Chantilly, VA 20151	$21.50/minute of video

60. Regarding MPD's Body-Worn Camera Program, please provide:

a. The Department's body-worn camera deployment for FY16, FY17, and FY18.

End of Year*	FY16	FY17	FY18 YTD**
# of cameras deployed	2,820	3,209	3,219

*Cumulative count
**YTD as of 1/30/18

b. The weekly audits conducted in each police district with body-worn cameras for FY17 and FY18, to date;

c. The monthly audits in each police district for FY17 and FY18, to date;

Type	Description	Initiated by	Forwarding actions	Frequency
Regular Reports, Reviews, and Inspections				
Narrative Consistency	During administrative investigations and investigation reviews, managers verify that the investigation narrative is consistent with the BWC footage	Supervisors	Feedback to Supervisor	Ad hoc
Member Usage	Check for gaps in BWC usage	Created by program manager	Sent to Districts for action	Daily & Weekly

[2] Collecting and reporting on data that is not used in the course of operations is challenging because ensuring data accuracy and consistency is a complex issue. MPD invests time and effort for data that we use regularly and is necessary in conducting mission critical activities. For instance, there are multiple layers of review for crime and arrest reports and aggregate data. However, the less frequently data is used, the higher the likelihood of inaccuracy or unintended interpretations in data collection. This is especially true when new data is being collected, especially if the data requires units or terms that are not used by the data collectors, or the data collectors are removed from the eventual use of the data.

Type	Description	Initiated by	Forwarding actions	Frequency
Annotation Compliance	Check for delays in annotation of events	Created by program manager	Sent to Districts for action	Daily & Weekly
Performance Reviews	Based on members performance on scenes	Supervisors	Document in Perf. Folder	Daily & Weekly
Annotation Validation	Validate correct annotation by reviewing a sample of videos	Supervisors	Document in Perf. Folder	Monthly
User access review	Verifying that users of evidence.com are active members only	Privacy Officer	Deactivate user accounts	Quarterly

d. How many hours of body-worn camera footage were collected in FY17 and FY18, to date;

FY17: over 406,000 hours in 1,750,000 videos
FY18 YTD (as of 1/30/18): Over 32,000 hours in over 134,000 videos

e. How many times internal investigations were opened for failure to turn on body-worn cameras during interactions in FY17 and FY18, to date;

FY17: 388 internal investigations
FY18: 179 internal investigations (YTD as of Feb 1, 2018)

f. How many times body-worn camera recordings were used by MPD to investigate complaints made by individuals or groups in FY17 and FY18, to date; and

In FY17, there were 136 citizen complaints investigated by MPD that were filed concerning MPD members who were assigned body-worn cameras. As of February 1, 2018, there have been 50 in FY18. While these reflect formal investigations, MPD management reviews videos daily to look into any number of issues brought to our attention.

g. How many Freedom of Information Act requests MPD received for body-worn camera recordings in FY17 and FY18, to date, including the outcome of each request and the cost to redact footage in response to the request.

The response to Question 25 includes the Freedom of Information Act requests for body-worn camera recordings.

61. How many illegal guns were recovered by the Department by month in FY16, FY17, and FY18, to date?

The following information is from the Department of Forensic Science (DFS). These statistics encompass all firearms recovered by law enforcement agencies in the District of Columbia and submitted to DFS. The month reflects when the firearm was submitted to DFS.

Month	2015	2016	2017	2018 (as of 2/15)
January	-	127	144	180
February	-	112	220	71

Month	2015	2016	2017	2018 (as of 2/15)
March	-	139	249	-
April	-	120	172	-
May	-	112	169	-
June	-	163	177	-
July	-	180	174	-
August	-	187	191	-
September	-	171	177	-
October	148	168	176	-
November	119	202	200	-
December	139	189	142	-
Total (Full CY)	**1,706**	**1,870**	**2,191**	-

62. Please describe the current efforts of the Robbery Intervention Task Force, including any trends associated with recent robberies.

The Robbery Intervention Task Force, comprised of the Metro Transit Police Department, Metropolitan Police Department (MPD), the Office of the Attorney General (OAG), and the United States Attorney's Office, ensures maximum coordination between different segments of the criminal justice system to combat robberies; target offenders by quickly identifying and responding to patterns of a robbery spree; focus on developing the strongest cases possible to prosecute repeat offenders; and remove repeat offenders from DC streets. Since its inception in December 2015, the efforts of the Task Force has played a key role in successfully reducing robberies across all seven patrol districts. The District experienced citywide reductions in robberies of -13 percent in 2016 and -27 percent to close out 2017. We continue that downward trend so far this year with a -15 percent reduction in robberies as of February 25, 2018.

Some of the recent trends of note include:

- Offenders continue to use the OfferUp, LetGo, and 5Miles applications to identify targets to rob when they meet with cash to buy the alleged property. MPD strongly encourages individuals to use our three Exchange Zone areas when setting up meetings with strangers to sell personal property. The locations are:
    - Special Operations Division's Harbor Patrol/ 550 Water Street, SW;
    - Third District/ 1620 V Street, NW; and
    - Sixth District/ 5002 Hayes Street, NE.
- Carjacked or stolen vehicles are being used to commit multiple robberies. The suspects would travel to different quadrants of the city to rob people and later discard the vehicle.
- There has been an increase in commercial robberies, specifically 7-Eleven and small stores that sell cell phones. The 7-Eleven robberies have occurred primarily during midnight shifts, when there are minimal customers in the store. The cell phone store robberies were occurring during different times throughout the day, when minimal customers were in the stores.
- Groups of juveniles committing snatch and grab robberies are a concern. Some groups of juveniles appear to target individuals walking alone with their phones out. Offenders will snatch phones and flee.

- Pharmacy robberies were prevalent in the First District, Fourth District and the Fifth District. There were two crews between three and five individuals, hopping over the pharmacy counters demanding Promethazine and Oxycodone. After obtaining the drugs, they would flee the scene in stolen cars.

The work of the Task Force is important in important not just in solving robberies, but in preventing future robberies. Below are some examples of this excellent collaboration.

- The Investigative Support Section (ISS) assisted in the arrest of a robbery snatch offender. An individual under enhanced court supervision via a GPS device was in close proximity to the incident location at the time of the offense. This individual also had a stay away order from the offense location. This information was relayed in real time to the officers and sergeant on scene. Officers apprehended the suspect, who was in possession of the complainant's purse, cell phone, and credit cards.

- An elderly complainant was taking out his trash when he was attacked and robbed by five juvenile males. The juveniles reportedly fled towards the Brookland Metro Station. The Robbery Task Force was able to identify an individual matching the lookout and last known direction of travel who was on GPS supervision at the time. Metro Transit Detectives helped develop a look out for this incident. From that look out, MPD was able to identify the individual of interest, and apprehend him.

- The victim of and armed robbery during an "Offer Up" re-sale exchanged indicated he was robbed by twins. The ISS knew of two repeat robbery offenders who were known to frequent that area matching the description. The ISS raised officers and contacted detectives in real-time, and also conducted a GPS query, which placed the suspects on the scene at the time of the robbery. MPD was able to connect the stolen phone with a family member of the suspects. The property taken in the incident was found hidden at the offenders' location, and the twins were arrested.

63. Please provide an update on the efforts of the Criminal Interdiction Unit, including the current number of officers assigned to the Unit and any trends in organized patterns of crimes.

The focus of the CIU is to gather and utilize criminal intelligence to combat and prevent violent crime. The CIU works with other MPD Units and law enforcement partners to gather information and strategically deploy resources and manpower to districts experiencing trends and patterns in specific violent crime incidents, with a focus on robberies. The CIU is an active part of the Robbery Intervention Task Force (see response to question 62), working closely with Task Force Partners, particularly MPD's Investigative Support Section, to identify robbery patterns in real-time. The CIU follows vehicle trends associated with robberies as well as conducts firearm recoveries. CIU members assist detectives with investigations associated with online social media phone apps, including the Offer Up, Letgo, and 5mile applications. Additionally, the CIU educates the public about employing safer strategies when buying or selling through these online applications.

64. Please provide the deployment plan for ensuring safe routes to schools for District students, including any data that was used to create the deployment plan.

The Department's overall school safety strategy includes Safe Passage Operational Plans that address crime that youth may encounter while traveling to and from school. In addition to conflicts

among associates that may flare up when students leave the safety of school, students may also fall victim to the same types of stranger crimes against persons that any individual may face, such as robbery or assault. As such, MPD works both to reduce crimes of opportunity and to deter potential targeted violence.

The Department works with other stakeholder agencies and resources to identify and support safe routes to and from school as well as major transportation points (e.g., Metro train and bus stops) after school dismissal. Both the SROs and police district personnel coordinate with Metro Transit Authority Police and others to optimize safety and security in these areas. MPD patrol officers also deploy to these routes to support Safe Passages. Depending on the specifics and logistics of the school, other resources may include school administrators, school crossing guards, the Department of Parks and Recreation's Roving Leaders, and private businesses along the route. These stakeholders ensure students are able to travel in certain areas safely and without incident. Deployment and action plans to address hot issues are checked through daily conference calls between MPD, DCPS, Metro Transit, Roving Leaders, and contract security. Information is shared about incidents that may affect student safety at dismissal time, and additional resources are deployed if necessary.

The District Department of Transportation's (DDOT) School Crossing Guard program plays an important role in ensuring that students are safe as they travel to and from school. Crossing Guards are posted at intersections near DCPS and charter schools to:

- Encourage youth to behave in a safe manner near traffic;
- Provide assistance if the natural traffic flow does not allow enough time for youth to safely cross a street;
- Alert motorists to the presence of pedestrian traffic; and
- Observe and report any incidents or conditions that present a potential hazard to youth.

65. Please explain the disciplinary process for special police officers, including the circumstances under which a commission may be revoked.

The disciplinary process for the special police officers mirrors that for the members of the Metropolitan Police Department, based off the following legislation:

- DCMR Title 6A (Police Personnel), Chapter 11 (Special Police), Section 1100.6, which states "Special police officers appointed under the provisions of either §1100.4 or §1100.5 shall be amenable to the rules laid down for the government of the Metropolitan Police Force in so far as those rules are applicable."

In investigating matters that may result in disciplinary action for special police officers, the Security Officers Management Branch or Internal Affairs Bureau (Serious Use of Force) will conduct an investigation in the same manner as that of any MPD member. In disciplinary instances that are not outlined in DCMR Title 6a (i.e. special police officer arrests DCMR 6a, Sections 1102.3, 1102.4, 1102.6, positive drug screenings DCMR 6a, Section 1106.8), the Security Officers Management Branch has consulted with the MPD's Disciplinary Review Branch to determine the appropriate disciplinary action to ensure that the discipline is appropriate and in line with MPD policies, and to ensure that any discipline issued does not exceed the discipline that an MPD member would receive for similar conduct.

As special police officers have police powers and arrest authority on private property, they are served a PD Form 77 (Revocation/Restoration of Police Powers and Notice of Duty and Pay Status) when they are suspended or revoked, such as in the following cases:

Pending criminal case in court:

- DCMR Title 6a, Chapter 11, Section 1102.6 states "If a special police officer is arrested, the special police officer shall report the arrest to the Mayor within two (2) business days. The commission of such special police officer shall be suspended immediately, and the security agency shall be notified of such suspension immediately, pending further disposition. If a special police officer fails to report an arrest as required, the special police officer's commissioned shall be summarily revoked."

Arrested and Convicted of a Crime of Violence:

- DCMR Title 6a, Chapter 11, Section 1102.2 states "An applicant shall be ineligible to be commissioned as a special police officer if that applicant has ever been convicted of, pled guilty or nolo contendere to, or been given probation before judgment for any offense in any jurisdiction that would be a crime of violence, as defined in D.C. Official Code § 23-1331 (4), if committed in the District of Columbia."

Arrested and Convicted of a Felony:

- DCMR Title 6a, Chapter 11, Section 1102.3 states " If an applicant has ever been convicted of, pled guilty or nolo contendere to, or been given probation before judgment for any offense, other than a crime of violence, as defined in D.C. Official Code §23-1331(4), in any jurisdiction that would be a felony if committed in the District of Columbia, the applicant shall be ineligible to be commissioned as a special police officer for ten (10) years following the applicant's release from incarceration and the conclusion of any court ordered parole, probation, or supervision relating to that offense."

Arrested and Convicted of a Crime of Violence:

- DCMR Title 6a, Chapter 11, Section 1102.4 states "If an applicant has ever been convicted of, pled guilty or nolo contendere to, or been given probation before judgment for any offense, other than a crime of violence, as defined in D.C. Official Code §23-1331(4), or traffic offense, in any jurisdiction that would be a misdemeanor if committed in the District of Columbia, the applicant shall be ineligible to be commissioned as a special police officer for five (5) years following the applicant's release from incarceration and the conclusion of any court ordered parole, probation, or supervision relating to that offense."

Testing Positive on a Drug Screening:

- DCMR Title 6a, Chapter 11, Section 1106.8 states "The commission of a special police officer who fails a reasonable suspicion drug or alcohol test shall be summarily revoked."

Any Unlawful Acts by Commissioned Special Police Officers

• DCMR Title 6a, Chapter 11, Section 1104.1 states "Except as otherwise provided in this chapter, the exercise of authority as a special police officer or the carrying or use of firearms, other dangerous weapons, or emblems of authority, shall be cause for immediate revocation of the commission of that special police officer, in addition to the penalties of any laws of the United States or the District of Columbia as may be violated by his or her actions."

Special Police Officer's Commissions can be revoked for conduct related incidents, if the allegations are sustained and the conduct was so egregious that the revocation would be warranted.

a. How many special police officers were disciplined in FY17 and FY18, to date, and how? Were any commissions revoked?

During FY2017, a total of 110 special police officers were disciplined to an extent that required the revocation of their special police officer commission. In FY2018, as of February 14, 2018, a total of 36 special police officers have been disciplined and had their special police officer commission revoked.

66. Please provide:

a. A list of compliance checks of special police officers completed in FY17 and FY18, to date;
b. The location where each of the above-mentioned compliance checks was completed; and
c. The status of each compliance check, including any failures to comply.

Total site inspections for Fiscal Year 2017: 491

Month and Location	Results of Check
October 2016	
1535 Alabama Ave, SE	In compliance
2853 Alabama Ave SE	No security
2209 Alabama Ave SE	No security
2845 Alabama Ave SE	In compliance
1541 Alabama Ave SE	In compliance
4101 Alabama Ave SE	No security
1559 Alabama Ave SE	In compliance
600 Alabama Ave SE	No security
2646 Naylor Rd SE	In compliance
717 D St SE	No security
1565 Alabama Ave SE	In compliance
1523 Alabama Ave SE	No security, off duty MPD
3240 Pennsylvania Ave SE	In compliance
320 40th St NE	In compliance
845 Bladensburg Rd NE	In compliance
645 H St NE	In compliance
3601 12th St NE	In compliance
1900 7th St NW	In compliance
3642 Georgia Ave NW	In compliance
1100 New Jersey Ave SE	In compliance
661 Pennsylvania Ave SE	In compliance

Month and Location	Results of Check
1117 Good Hope Rd SE	In compliance
50 Massachusetts Ave NE	In compliance
2041 Georgia Ave NW	In compliance
3524 Connecticut Ave NW	In compliance
1217 22nd St NW	In compliance
1325 14th St NW	In compliance
1155 F St NW	In compliance
650 Pennsylvania Ave SE	In compliance
801 7th St NW	In compliance
2041 MLK Ave, SE	No security
3950 B Minnesota Ave NE	No security
2847 Alabama Ave SE	No security
3172 Bladensburg Rd, NE	No security
5928 Georgia Ave NW	No security
3659 Georgia Ave NW	No security
November 2016	
100 New York Ave NE	In compliance
950 I St NW	In compliance
3900 Georgia Ave NW	In compliance
825 14th St NW	In compliance
2529 Good Hope Rd SE	In compliance
413 8th St SE	No security
40 Massachusetts Ave NE	No security
3901 Minnesota Ave NE	In compliance
2228 New York Ave NE	In compliance
625 Monroe St NE	No security
1045 5th St NW	In compliance
1629 Connecticut Ave NW	In compliance
1916 M St NW	In compliance
424 Rhode Island Ave NE	In compliance
1619 17th St NW	In compliance
1828 L St NW	No security
2000 Pennsylvania Ave NW	No security
750 17th St NW	In compliance
3204 Pennsylvania Ave SE	No security
4800 Nannie Helen Burroughs Ave NE	No security
2469 18th St NW	No security
707 6th St NW	No security
1036 Park Rd NW	No security
1309 5th St NE	In compliance
1200 18th St NW	In compliance
1650 Pennsylvania Ave NW	In compliance
2 Constitution Ave NE	In compliance
725 17th St NW	In compliance
1050 17th St NW	In compliance

Month and Location	Results of Check
2301 M St NW	In compliance
1 Columbus Circle, NE	No Security
2700 NY Ave, NE	In compliance
200 C St SE	In compliance
700 F St NW	In compliance
999 9th St NW	In compliance
1401 Pennsylvania Ave NW	In compliance
1100 Pennsylvania Ave NW	In compliance
800 16th St NW	In compliance
901 Massachusetts Ave NW	In compliance
775 12th St NW	In compliance
December 2016	
601 Edgewood St, NE	In compliance
1345 Park Rd, NW	In compliance
1510 Butler St, SE	In compliance
2641 Birney St, SE	In compliance
2700 NY Ave, NE (recheck)	In compliance
801 7th St, NW	In compliance
800 Southern Ave, SE	In compliance
322 40th St, NE	In compliance
528 Rhode Island Ave, NE	In compliance
1401 Fairmont St, NW	In compliance
3830 Georgia Ave, NW	In compliance
1121 K St, SE	In compliance
1100 4th St, SW	In compliance
1733 16th St, NW	No security at location
1535 Alabama Ave, SE	In compliance
635 Edgewood St, NE	In compliance
1532 Benning Rd, NE	In compliance
1131 K St, SE	In compliance
1000 12th St, SE	In compliance
801 22nd St, NW	In compliance
325 P St, SW	In compliance
2845 Alabama Ave, SE	In compliance
2580 Naylor Rd, SE	In compliance
3851 Pennsylvania Ave, SE	In compliance
611 Edgewood St, SE	In compliance
801 Chesapeake St, SE	In compliance
1923 Vermont Ave, NW	In compliance
1800 Erie St, SE	In compliance
80 M St, NW	No security at location
600 17th St, NW	In compliance
900 17th St, NW	In compliance
900 10th St, NW	In compliance
1501 Eckington Pl, NE	In compliance

Month and Location	Results of Check
January 2017	
415 14th Street, SE	In compliance
923 16th St, NW	In compliance
2641 Birney Place, SE	In compliance
1334 Pennsylvania Ave, NW	In compliance
555 12th Street, NW	In compliance
1339 Wisconsin Ave, NW	In compliance
1835 Columbia Rd, NW	In compliance
2150 Benning Rd, NE	No security at location
1501 Eckington Pl, NE	In compliance
2400 N St, NW	No security at location
1133 North Capitol St, NE	In compliance
1445 Fairmont St, NE	In compliance
1705 Benning Rd, NE	No security on duty
601 Edgewood St, NE (recheck)	In compliance
100 F St, NE	In compliance
2800 Pennsylvania Ave, NW	In compliance
1221 22nd St, NW	In compliance
1201 24th St, NW	In compliance
1330 Maryland Ave, NW	In compliance
1919 Connecticut Ave, NW	In compliance
1310 Wisconsin Ave, NW	In compliance
2201 M St, NW	In compliance
1127 Connecticut Ave, NW	In compliance
1405 P St, NW	In compliance
1920 L St, NW	In compliance
1489 P St, NW	In compliance
2000 K St, NW	In compliance
3259 M St, NW	In compliance
1440 P St, NW	In compliance
1701 Corcoran St, NW	In compliance
1914 14th St, NW	In compliance
1050 Connecticut Ave, NW	In compliance
1400 K St, NW	In compliance
1913 Massachusetts Ave, NW	In compliance
1030 1st St, NW	In compliance
2120 P St, NW	In compliance
801 17th St, NW	In compliance
1000 H St, NW	In compliance
2118 Wyoming Ave, NW	In compliance
436 11th St, NW	In compliance
10 I St, NW	In compliance
600 13th St, NW	In compliance
1025 F St, NW	In compliance
1120 Connecticut Ave, NW	In compliance

Month and Location	Results of Check
1100 4th St, SW	In compliance
1518 Benning Rd, NE	In compliance
3222 M St, NW	In compliance
3237 M St, NW	In compliance
6217 Georgia Ave, NW	In compliance
3962 Minnesota Ave, NE	In compliance
2305 Rhode Island Ave, NE	In compliance
3100 14th St, NW	In compliance
901 17th St, NW	In compliance
528 Rhode Island Ave, Ne	In compliance
1535 Alabama Ave, SE	In compliance
1548 Benning Rd, NE	In compliance
490 L St, NW	In compliance
3222 M St, NW	In compliance
3271 M St, NW	In compliance
1229 Wisconsin Ave, NW	In compliance
3307 M St, NW	In compliance
February 2017	
2600 Barry Rd, SE	In compliance
1500 Benning Rd, NE	In compliance
1375 Mt Olivet, Rd, NE	In compliance
1835 Columbia Rd, NW	In compliance
1747 Columbia Rd, NW	In compliance
310 McMillian Drive, NW	In compliance
800 Southern Ave, SE	In compliance
1345 Savannah St, SE	In compliance
901 G St NW	In compliance
601 F St,, NW	In compliance
401 F St., NW	In compliance
701 8th St NW	In compliance
511 10th St NW	In compliance
1999 E St NW	In compliance
516 10th St NW	No security
801 E St NW	No security
1100 4th St, SW	In compliance
425 7th St NW	No security
801 Mt Vernon Pl NW	In compliance
901 Massachusetts Ave NW	In compliance
490 L St NW,	In compliance
930 M St NW	In compliance
1015 7th St NW	No security
1117 10th St NW	In compliance
901 K St NW	In compliance
1231 11th St NW	No security
1201 13th St NW	No security

Month and Location	Results of Check
122 Blagden Alley NW	No security
1234 9th St NW	No security
1250 9th St NW	No security
1314 9th St NW	No security
1334 9th St NW	No security
801 O St NW	No security
1501 9th St NW	No security
1538 9th St NW	In compliance
1600 7th St NW	No security
705 6th St NW	No security
525 E St NW	No security
601 D St, NW	No security
500 Indiana Ave NW	In compliance
March 2017	
33 New York Ave NE	In compliance
1200 First St NE	In compliance
1225 First St NE	In compliance
201 M St NE	No security
1275 First St NE	No security
75 New York Ave NE	In compliance
1300 2nd St NE	No Security
151 Q St NE	In compliance
62 T St NE	In compliance
101 T St NE	In compliance
151 T St NE	In compliance
116 T St NE	In compliance
200 Rhode Island Ave, NE	No security
201 E Capitol St SE	In compliance
320 A St NE	In compliance
225 7th St SE	No uniform waiver, corrected
656 Pennsylvania Ave SE	No security
212 7th St SE	No security
661 Pennsylvania Ave SE	In compliance
715 D St SE	No security
921 Pennsylvania Ave SE	In compliance
1225 G St SE	No security on duty
1337 Pennsylvania Ave SE	In compliance
1001 G St SE	In compliance
1800 Good Hope Rd, SE	No security
2101 MLK Ave, SE	In compliance
2720 MLK Ave, SE	In compliance
200 I St, SE	In compliance
1338 G St, SE	No security on duty
1310 Southern Ave SE	In compliance
1209 Potomac Ave, SE	No security

Month and Location	Results of Check
1211 Potomac Ave, SE	No security
1000 12th St SE	No security on duty
1121 K St, SE	No security
1363 K St SE	No security on duty
1407 K St, SE	No security on duty
1430 L St SE	In compliance
1539 Pennsylvania Ave SE	In compliance
1527 Pennsylvania Ave SE	No security
1527 K St, SE	No security on duty
1453 Pennsylvania Ave SE	No security
April 2017	
1600 Benning Rd, NE	No security
1518 Benning Rd, NE	In compliance
1601 Maryland Ave, NE	In compliance
1501 Maryland Ave, NE	No security
1635 Benning Rd, NE	In compliance
901 17th St, NE	No security
845 Bladensburg Rd NE	In compliance
1715 H St, NE	No security
1831 Benning Rd NE	No security
2301 Benning Rd NE	No security
2500 Benning Rd NE	In compliance
820 26th St NE	In compliance
704 26th St NE	In compliance
1353 H St NE	No security
1370 H St NE	No security on duty
1333 H St NE	No security on duty
1207 H St NE	In compliance
1121 H St NE	In compliance
1001 H St NE	No security
722 H St NE	No security
645 H St NE	In compliance
600 H St NE	No security on duty
300 H St NE	In compliance
700 2nd St NE	In compliance
50 Massachusetts Ave NE	In compliance (multiple locations)
2 Massachusetts Ave NE	In compliance
801 North Capitol St NE	In compliance
899 North Capitol St NE	In compliance
19 I St NW	In compliance
99 H St NW	In compliance
111 K St NW	No security
60 L St NE	No security on duty
101 N St NW	In compliance
30 P St NW	In compliance

Month and Location	Results of Check
62 T St NE	In compliance
4837 Benning Rd, SE	In compliance
4801 Benning Rd SE	In compliance
4511 Benning Rd SE	In compliance
1500 Eckington Pl, NE	In compliance
1501 Eckington Pl, NE	In compliance
2300 Good Hope Rd, SE	License not on person, in car
2327 Good Hope Rd, SE	In compliance
May 2017	
1601 Maryland Avenue, NE	Security in compliance
1548 Benning Road, NE	Security in compliance
1500 Benning Road, NE	Security in compliance
301 37th Place, SE	Security in compliance
1530 Benning Road, NE	Security in compliance
1518 Benning Road, NE	No security located
3401 A Street, SE	Advised no security, MPD Off Duty only
845 Bladensburg Road, NE	Security in compliance
2700 NY Avenue, NE	Security in compliance
2228 NY Avenue, NE	No security on duty
300 Anacostia Road, SE	Security In compliance
324 Anacostia Road, SE	Advised no security, MPD Off Duty only
1944 NY Avenue, NE	No security
4800 Fitch Street, SE	Security In compliance
1401 NY Avenue, NE	No security, only greeter
1827 West Virginia Avenue, NE	Security in compliance
4511 B Street, SE	Security in compliance
800 Florida Avenue, NE	Security in compliance
2311 Ainger Place, SE	No security, DC Housing was on scene
100 Florida Avenue, NE	Advised security off duty
1329 2nd Street, NE	Security in compliance
75 NY Avenue, NE	No security located
2003 NY Avenue, NE	No security located
600 NY Avenue, NE	No security located
2071 Kendall Street, NE	Security in compliance
1356 Okie Street, NE	Security in compliance
1831 Fenwich Street, NE	Security in compliance
1600 NY Avenue, NE	Security in compliance
845 Bladensburg Road, NE	Security in compliance
2432 Elvans Road, SE	Security in compliance
400 block of Atlantic Street, SE	Security in compliance
800 Southern Avenue, SE	SPO left license in car, corrected
800 Chesapeake Street, SE	Security in compliance
4632 Livingston Road, SE	Security in compliance
June 2017	

Month and Location	Results of Check
1054 Palmer Alley, Northwest	In compliance
994 Palmer Alley, Northwest	In compliance
983 Palmer Alley, Northwest	In compliance
996 I Street, Northwest	In compliance
990 I Street, Northwest	In compliance
978 I Street, Northwest	In compliance
970 I Street Northwest	In compliance
943 Palmer Alley, Northwest	In compliance
944 Palmer Alley, Northwest	In compliance
950 I Street, Northwest	In compliance
1001 H Street, Northwest	In compliance
1000 I Street, Northwest	in compliance
913 Palmer Alley, Northwest	in compliance
933 Palmer Alley, Northwest	In compliance
960 I Street, Northwest	No security at location
906 I Street, Northwest	No security at location
111 Michigan Ave NW (WHC)	In compliance
111 Michigan Ave NW (NRH)	In compliance
2328 Georgia Ave, NW	In compliance
1100 N. Capitol St NW	In compliance
1235 NY Ave, NW	In compliance
700 Constitution Ave, NW	In compliance
5301 Wisconsin Ave, NW	In compliance
1845 Harvard St, NW	In compliance
1050 Conn Ave, NW	In compliance
1630 Conn Ave, NW	In compliance
1930 Columbia Rd, NW	In compliance
3100 14th St, NW (multiple stores)	In compliance
3821 Minnesota Ave, NE	In compliance
3901 Minnesota Ave, NE	In compliance
322 40th St, NE (CVS)	In compliance
3935 Benning Rd, NE	In compliance
3900 Benning Rd, NE	In compliance
300 Anacostia Rd, SE	In compliance
301 37th Pl, SE	In compliance
305 37th Pl, SE	In compliance
304 Anacostia Rd, SE	In compliance
4511 B St, SE	In compliance
2725 30th St SE	In compliance
2845 Alabama Ave SE	In compliance
2529 Good Hope Rd SE	In compliance
2701 Naylor Rd SE	No security on duty
2646 Naylor Rd SE	In compliance
2607 Naylor Rd SE	No security on duty
2327 Good Hope Rd SE	In compliance
2300 Good Hope Rd SE	In compliance

Month and Location	Results of Check
2333 Skyland Pl SE	In compliance
2844 Langston Pl SE	In compliance
July 2017	
4800 Fitch St, SE	In compliance
2432 Elvans Rd, SE	In compliance
2438 Elvans Rd, SE	In compliance
4632 Livingston Rd, SE	In compliance
800 Chesapeake St, SE	In compliance
800 Southern Ave, SE	In compliance
2337 Green St SE	In compliance
4430 H St SE	In compliance
4450 G St SE	In compliance
4801 Benning Rd SE	In compliance
4837 Benning Rd SE	In compliance
4020 Minnesota Ave NE	In compliance
3960 Minnesota Ave NE	No security
4045 Minnesota Ave NE	No security
3901 Minnesota Ave NE	In compliance
3932 Minnesota Ave NE	In compliance
322 40th St NE	In compliance
3935 Benning Rd NE	In compliance
4095 Minnesota Ave NE	In compliance
4301 Nannie Helen Burroughs Ave NE	In compliance
4250 Nannie Helen Burroughs Ave NE	No security, advised off duty MPD
800 Kenilworth Avenue NE	No security on duty
4443 Benning Rd NE	In compliance
4445 Benning Rd NE	No security, advised off duty MPD
4650 Benning Rd SE	In compliance
219 50th St SE	In compliance
4951 G St, SE	No security
5113 Fitch St SE	In compliance
5131 Fitch St, SE	In compliance
5050 A St, SE	No security on duty
5058 Astor Pl, SE	No security on duty
4638 H St SE	No security
201 East Capitol St, SE	In compliance
2306 Hartford Street, SE	In compliance
1206 I St, SE	In compliance
852 Barnaby St, SE	In compliance
3048 Stanton Road, Southeast	In compliance
2549 Pomeroy Road, Southeast	In compliance
August 2017	
424 Rhode Island Ave NE	In compliance
680 Rhode Island Ave NE	In compliance

Month and Location	Results of Check
519 Rhode Island Ave NE	In compliance
514 Rhode Island Ave NE	In compliance
611 Edgewood St NE	In compliance
635 Edgewood St NE	In compliance
705 Edgewood St NE	In compliance
707 Edgewood St NE	In compliance
525 Edgewood St NE	In compliance
701 Edgewood Street NE	In compliance
2917 8th St NE	In compliance
1918 14th St SE	In compliance
155 Ridge Rd SE	In compliance
3738 D St SE	In compliance
305 37th St SE	In compliance
3675 Ely Pl SE	No security
3650 Ely Pl SE	In compliance
3600 Ely Pl SE	In compliance
324 Anacostia Rd SE	In compliance
3600 B St SE	In compliance
3539 A St SE	In compliance
3313 C St SE	In compliance
3024 Massachusetts Ave SE	No security
3847 34th St SE	No security
2845 Alabama Ave SE	In compliance
3029 Naylor Rd SE	In compliance
3027 Naylor Rd SE	No security
3229 Buena Vista Terrace SE	No security on duty
3146 Buena Vista Terrace SE	No security, advised DCPH
2317 Hartford St SE	No security on duty
2306 Hartford St SE	In compliance
1565 Morris Rd SE	In compliance
2408 Pomeroy Rd SE	In compliance
2432 Elvans Rd SE	In compliance
2500 Pomeroy Rd SE	No security on duty
2629 Stanton Rd SE	No security on duty
1380 Southern Ave, SE	In compliance
4901 Connecticut Ave, NW	In compliance
1112 M St, NW	In compliance
September 2017	
200 Rhode Island Ave NE	In compliance
230 Rhode Island Ave NE	In compliance
2228 NY Ave, NE	No security on duty
1944 NY Ave, NE	No security
1401 NY Ave, NE	No security, greeters only
1653 Benning Rd, NE	No security
1818 Benning Rd, NE	No security

Month and Location	Results of Check
1831 Benning Rd, NE	No security
1839 Benning Rd, NE	No security
1830 Benning Rd, NE	No security
845 Bladensburg Rd, NE	In compliance
1600 NY Ave, NE	In compliance
1831 Fenwich St, NE	No security on duty
1356 Okie St, NE	In compliance
5300 Wisconsin Ave, NW	In compliance
3336 Wisconsin Ave, NW	In compliance
3024 Wisconsin Ave NW	In compliance
2505 Wisconsin Ave NW	In compliance
4130 Wisconsin Ave NW	In compliance
4200 Wisconsin Ave NW	In compliance
4300 Nebraska Ave NW	In compliance
4530 40th St NW	In compliance
4500 Wisconsin Ave NW	In compliance
4555 Wisconsin Ave NW	License not on person, in locker, corrected
4200 Davenport St NW	In compliance
4155 Linnean Ave NW	In compliance
2900 Van Ness St NW	In compliance
3003 Van Ness St NW	In compliance
4101 Connecticut Ave NW	No security on duty
3950 37th St NW	In compliance
1345 Park Rd NW	In compliance
2041 Georgia Ave NW	In compliance
300 Bryant St NW	In compliance
2400 6th St, NW	In compliance
1400 7th St NW	In compliance
475 K St NW	In compliance
999 9th St NW	In compliance
1914 14th St NW	In compliance
1200 Clifton St NW	In compliance

Total site inspections for Fiscal Year 2018 (as of February 14, 2018): **215**

Month and Location	Results of Check
October 2017	
409 3rd St, SW	In compliance
1631 Kalorama Rd, NW	In compliance
1350 Potomac Ave, SE	In compliance
1201 First St, NE	In compliance
401 M St, SE	In compliance
5073 E. Capitol St., NE	No security on duty
1901 Independence Ave, SE	In compliance
4300 C St, SE	In compliance
2244 10th St, NW	In compliance

Month and Location	Results of Check
1775 Massachusetts Ave, NW	In compliance
2400 E. Capitol St, SE	No security on duty
444 North Capitol St, NW	No security on duty
950 H St, NW	In compliance
2900 14th St, NW	In compliance
3276 M St, NW	In compliance
3001 Alabama Ave, SE	No security on duty
25 53rd St, NE	No security on duty
529 14th St, NW	In compliance
3222 M St, NW	In compliance
5300 Wisconsin Ave, NW	In compliance
601 13th St, NW	In compliance
2401 West Virginia Ave, NW	In compliance
115 Atlantic St, SW	In compliance
5001 Central Ave, SE	In compliance
5625 Connecticut Ave, NW	In compliance
3310 Connecticut Ave, NW	In compliance
3660 Alabama Ave, SE	In compliance
3307 M St, NW	In compliance
400 Taylor St, NE	In compliance
1001 Lawrence St, NE	In compliance
924 G St, NW	In compliance
1230 13th St, NW	In compliance
3300 16th St. NW	In compliance
1818 Newton St, NW	No security on duty
1304 G St, NW	In compliance
3500 14th St, NW	In compliance
401 K St, NW	In compliance
930 M St, NW	In compliance
325 P St, SW	In compliance
1425 V St, NW	No security on duty
November 2017	
1616 Marion St, NW	In compliance
1525 7th St, NW	No security at location
1640 Goodhope Rd, SE	In compliance
1438 Cedar St, SE	No security on duty at time
3030 M St, NW	No security on duty at time
1100 North Capitol St, NW	No security on duty at time
2725 30th St., SE	In compliance
1000 U St, NW	In compliance
800 4th St, SW	In compliance
4501 South Dakota Ave, NE	In compliance
4200 Kansas Ave, NW	In compliance
4901 V St, NW	In compliance
155 L St, NW	In compliance

Month and Location	Results of Check
330 7th St, NE	In compliance
3160 16th St, NW	In compliance
901 G St, NW	In compliance
1990 K St, NW	In compliance
1709 3rd St, NE	In compliance
1630 7th St, NW	In compliance
1801 Hamlin St, NE	In compliance
1101 24th St, NW	In compliance
416 Cedar St, NW	In compliance
4450 Wisconsin Ave, NW	In compliance
7420 Georgia Ave, NW	In compliance
900 Wesley Pl, SW	In compliance
403 7th Street, SE	In compliance
1701 Gales St, NE	In compliance
1547 Alabama Ave, SE	In compliance
1155 21st St, NW	No security on duty
100 Raoul Wallenberg Place, SW	In compliance
1722 I St, NW	In compliance
600 New Jersey Ave, NW	In compliance
640 Massachusetts Ave, NW	In compliance
1355 New York Ave, NE	In compliance
2700 MLK Ave, SE	In compliance
342 37th St, SE	In compliance
1828 Q St, SE	In compliance
501 New York Ave, NE	In compliance
1649 V St, SE	In compliance
3403 16th St, NW	No security on duty
1428 Clifton St, NW	In compliance
1350 Clifton St, NW	In compliance
200 K St, NW	In compliance
2829 Wisconsin Ave, NW	No security on duty
600 New Jersey Ave, NW	In compliance
3520 Prospect St, NW	In compliance
3900 Reservoir Rd, NW	In compliance
December 2017	
1100 Harvard St, NW	In compliance
5800 8th St, NW	In compliance
3900 Harewood Dr, NE	In compliance
1330 New Hampshire Ave, NW	No security on duty
1615 Rhode Island Ave, NW	No security on duty
807 Maine Ave, SW	In compliance
1600 Rhode Island Ave, NW	In compliance
250 E St, NW	In compliance
429 N St, NW	In compliance
3333 14th St, NW	In compliance

Month and Location	Results of Check
3322 14th St, NW	In compliance
810 Vermont Ave, Nw	In compliance
1100 Jefferson Dr, SW	In compliance
3001 Connecticut Ave, NW	In compliance
600 Maryland Ave, NW	In compliance
950 Independence Ave, SW	In compliance
1208 18th St, NW	In compliance
1100 New Jersey Ave, SE	No security on duty
1301 Connecticut Ave, NW	In compliance
1100 G St, NW	In compliance
1340 Good Hope Rd, SE	In compliance
1571 Alabama Ave, SE	In compliance
410 Rhode Island Ave, SE	In compliance
50 Massachusetts Ave, NE	In compliance
1500 New Hampshire Ave, NE	No security on duty
1101 Pennsylvania Ave, NW	No security on duty
800 17th St, NW	In compliance
555 Pennsylvania Ave, NW	In compliance
901 17th St, NW	In compliance
1307 New York Ave, NW	In compliance
1411 K St, NW	In compliance
575 7th St, NW	In compliance
1225 Connecticut Ave, NW	In compliance
1818 H St, NW	In compliance
1850 I St, NW	In compliance
1400 I St, NW	In compliance
1135 Okie St, NE	No security on duty
1120 G St, NW	In compliance
1250 23rd St, NW	In compliance
3325 14th St, NW	In compliance
1700 Pennsylvania Ave, NW	In compliance
810 Potomac Ave, SE	In compliance
1050 Independence Ave, SE	In compliance
125 O St, SW	In compliance
1631 14th St, NW	In compliance
601 Pennsylvania Ave, NW	In compliance
801 Pennsylvania Ave, NW	In compliance
701 Pennsylvania Ave, NW	In compliance
1200 U St, NW	In compliance
1250 U St, NW	In compliance
1150 Varnum St, NE	In compliance
833 7th St, NW	In compliance
January 2018	
1523 19th St, SE	No Security on duty

Month and Location	Results of Check
1509 19th St, SE	No Security on duty
650 Anacostia Ave, NE	In compliance
655 15th St, NW	In compliance
701 Mississippi Ave, SE	In compliance
770 Kenyon St, SE	In compliance
800 Ingraham St, NW	In compliance
801 Division Ave, NE	In compliance
801 Mt. Vernon Pl, NW	In compliance
801 7th St, NE	In compliance
801 1st St, NE	In compliance
821 Howard Road, SE	In compliance
830 Ridge Rd, SE	No security on duty
850 26th St, NE	In compliance
899 North Capitol St, NE	In compliance
900 Delaware Ave, SW	In compliance
900 New Jersey Ave, SE	In compliance
908 Wahler Pl, SE	In compliance
915 Spring Rd, NW	In compliance
925 Rhode Island Ave, NW	In compliance
95 M St, SW	In compliance
1325 G St, NW	In compliance
800 8th St, NW	In compliance
301 N. Carolina Ave, SE	In compliance
301 53rd St, SE	In compliance
305 15th St, SE	In compliance
310 McMillian Dr, NW	In compliance
3100 Denver St, SE	No security on duty
3100 Ft. Lincoln Dr, NE	In compliance
3149 16th St, NW	In compliance
3264 Stanton Rd, SE	In compliance
3350 9th St, NE	No security on duty
3650 Ely Pl, SE	No security on duty
3601 Alabama Ave, SE	In compliance
645 H St, NE	In compliance
640 10th St, NE	In compliance
639 Otis Pl, NW	No security on duty
6315 5th St, NW	In compliance
5801 Georgia Ave, NW	In compliance
5701 Georgia Ave, NW	In compliance
501 Riggs Rd, NE	No security on duty
5171 S. Dakota Ave, NE	In compliance
4501 Kansas Ave, NW	In compliance
441 4th St, NW	In compliance
300 Indiana Ave, NW	In compliance
3999 8th St, SE	In compliance
3855 8th St, SE	In compliance

Month and Location	Results of Check
300 Bryant St, NW	In compliance
295 Upton St, NW	No security on duty
1565 Morris Rd, SE	In compliance
1601 16th St, SW	In compliance
1640 Columbia Rd, NW	In compliance
1700 East Capitol St, SE	In compliance
1701 Gales St, NE	In compliance
1450 Pennsylvania Ave, NW	In compliance
February 2018	
1500 Harvard St, NW	No security on duty
2300 Good Hope Rd, SE	In compliance
1918 14th St, SE	In compliance
3029 Naylor Rd, SE	In compliance
3035 Naylor Rd, SE	In compliance
1350 Upshur St, NW	No security on duty
1729 H St, NW	In compliance
513 13th St, NW	No security on duty
600 I St, NW	No security on duty
600 14th St, NW	In compliance
4400 Massachusetts Ave, NW	In compliance
1944 14th St, NW	In compliance
5210 3rd St, NE	No security on duty
1731 Bunker Hill Rd, NE	In compliance
1100 Pennsylvania Ave, NW	In compliance
1000 H St, NW	In compliance
50 Massachusetts Ave, NW	In compliance
801 7th St, NW	No security on duty
1117 Good Hope Rd, SE	In compliance
3100 14th St, NW	In compliance
2700 F St, NW	No security on duty

67. How many concealed carry permits were issued in FY17 and FY18, to date, by month?

Concealed Carry Permits Issued

Month	FY17	FY18 YTD*
October	1	9
November	2	12
December	8	48
January	0	139
February	11	12
March	0	
April	9	
May	2	
June	1	
July	1	

Month	FY17	FY18 YTD*
August	1	
September	1	
Total	**37**	**220**

*YTD through 2/9/18

a. How many were denied, by month, and on what grounds?

Concealed Carry Permits Denied

	Eligibility	Good Reason	Other Proper Reason	Suitability
Oct-16	0	2	5	0
Nov-16	1	4	2	0
Dec-16	0	2	3	0
Jan-17	0	1	2	0
Feb-17	0	1	1	0
Mar-17	0	3	7	0
Apr-17	0	4	2	0
May-17	0	1	1	1
Jun-17	0	7	6	0
Jul-17	0	3	2	0
Aug-17	0	16	6	0
Sep-17	0	7	3	0
Oct-18	0	0	0	0
Nov-18	0	0	0	1
Dec-18	0	0	0	1
Jan-18	0	0	0	1

*YTD through 2/9/18

b. How many applicants were District residents, and how many were non-District residents? Of the non-District residents, in which states did those applicants reside?

Applications are not tracked by individual state at the application stage. Individual state tracking begins when an applicant is approved to be licensed. A state by state break down for approved applicants for 2017 and 2018 are provided below.

# of Applications

	Beginning July 28, 2014 (Palmer Decision)	FY17	FY18 YTD*
District	774	381	102
Out of State	863	487	125
Total	**1,637**	**868**	**227**

# of Approvals for Non-District Residents

	FY17	FY18 YTD*
Maryland	36	28
Virginia	22	12

	FY17	FY18 YTD*
Florida	0	1
Texas	1	0
Oregon	1	0
West Virginia	1	0
Total	**61**	**41**

*YTD through 2/9/18

68. What is the closure rate for all violent crimes in 2017? How does this rate compare to 2016 and 2015?

Clearance rates are always provided by the calendar year. MPD calculates clearance rates in compliance with FBI Uniform Crime Reporting standards, which represents current clearances regardless of when the crime took place, as a percentage of crimes for the year.

Offense	2016 Comparable Average*	2015 (DC)	2016 (DC)	2017 (DC)
Criminal Homicide	49%	62%	70%	71%
Forcible Rape	38%	69%	67%	72%
Robbery	23%	20%	30%	35%
Aggravated Assault	41%	43%	58%	59%

* UCR Clearances by Arrest or Exceptional Means for Cities 500,000-999,999, FBI, Crime in the United States Table 17
* 2017 National Average will be available in October 2018

69. Please update the Committee on the Department's implementation of the sector policing model.

The sector policing model has been fully implemented, and the Department finds it to be very effective. In addition to violent crime decreases in every patrol district when comparing CY 2016 with CY 2017, this internal organizational change has supported internal operations and provided our community members with additional touch points to the Department. This model has also brought additional management accountability to districts. For example, this past February, each sector captain presented MPD's executive staff with detailed plans and strategies for crime reduction and prevention in his or her sector, as well as community engagement and partnership activities for the spring. This updated model continues to provide the Chief of Police opportunities to develop managers and assess sector captains for command staff positions, particularly as eligibility for retirement in the command ranks continues to grow. In addition, the response from to Priority 1 calls for service from time of dispatch to the arrival of the first officer on the scene continues to decrease, from 5:45 in 2016 to 5:17 in 2017.

70. For the past eight summers, MPD has implemented the Summer Crime Initiative. Through that initiative, MPD identifies focus areas that have experienced a high number of violent crimes (among other risk factors) and then focuses its available resources and works with partner agencies to assist with reducing violent crime in these areas.

a. What were the focus areas for this past summer, and did the initiative itself result in violent crime reduction for those areas in a way that was not connected to District-wide reductions?

The 2017 SCIs included the following neighborhoods:

- Langston Carver/Trinidad (PSAs 506/507);
- Greenway (PSA 603);
- Fairlawn/Anacostia (PSAs 605/607/701);
- Greater Anacostia (PSA 703/704);
- Congress Heights (PSA 705/707); and
- Washington Highlands (PSA 706/708).

**Please note that the SCI boundaries may not fall solely in one PSA, but rather may span parts of one or multiple PSAs.*

When comparing May 1 – August 31, 2017 with the same time period in 2016, violent crime in the collective focus areas decreased 38 percent, and overall crime decreased 12 percent. Additionally, homicides in target areas decreased 25 percent, robberies decreased 32 percent, assaults with dangerous weapons (ADWs) decreased 46 percent, and burglaries decreased 17 percent. Statistics from specific areas include:

- Violent crime decreased in all six SCI areas. This includes: Langston Carver/Trinidad (59 percent reduction); Washington Highlands (57 percent reduction); Fairlawn/Anacostia (38 percent reduction); Congress Heights (33 percent reduction); Greenway (21 percent reduction); and Greater Anacostia (18 percent reduction).

- Approximately 150 firearms were recovered from all SCI areas.

The 2017 SCI efforts over the summer were a contributing factor to the general violent crime decline in 2017. A rigorous evaluation, likely with a treatment and control group, would be needed to effectively disaggregate citywide reductions from the SCI efforts (as well as any other summer-related crime prevention programs administered by the District and partners). Overall, the 2017 SCI trends were consistent with previous years, but the scale of the 2017 SCI violent crime reductions was greater. For comparison, the next highest violent crime reduction for the SCIs occurred in 2013, when the District experienced a 34 percent reduction in violent crime in the SCI areas. There was a 22 percent reduction in 2016, 14 percent reduction in 2015, and 23 percent reduction in 2014.

71. How many rewards were issued for tips related to homicide cases in FY17 and FY18, to date, and in what amount? What is the total value of rewards issued for tips relating to homicide cases?

Homicide Rewards	# of Rewards	Amount
FY17	38	$394,979
FY18 YTD*	23	$299,999

*YTD through 2/13/18

72. Please provide the homicide closure rates for FY17 and FY18, to date, by district.

Clearance rate represents current clearances regardless of when the crime took place, as a percentage of crimes for the year.

District	2017	2018 YTD*
First	113%	100%
Second	100%	0%
Third	100%	0%

District	2017	2018 YTD*
Fourth	69%	0%
Fifth	81%	100%
Sixth	60%	20%
Seventh	63%	33%
Citywide	71%	33%

*YTD through 2/26/18

73. For all homicides that occurred in FY17 and FY18, to date, please provide:

Some of these figures should be interpreted or used with great caution. For instance, motives are often speculative. There may be multiple motives, they may not be mutually exclusive, and they are subject to change during an investigation. Information on race and ethnicity is, as always, based on observation and subject to interpretation.

a. The manner of death;

Manner	2017	2018 YTD*
Stabbing	15	2
Shooting	89	12
Blunt Force Trauma	8	1
Asphyxiation/Strangulation	1	0
Other	3	0
Total	**116**	**15**

**As of February 21, 2018*

b. The motive for each homicide (if known);

Motives	2017	2018 YTD*
Unknown	61	13
Unknown - Domestic	3	0
Argument	13	0
Argument – Domestic	10	0
Robbery	12	0
Dispute	2	0
Dispute – Domestic	1	0
Neighborhood Dispute	2	0
Retaliation	5	0
Unintended Target	3	0
Altercation	2	0
Child Abuse - Domestic	1	1
Drug Related	1	0
Accidental – Domestic	0	1
Total	**116**	**15**

*As of February 21, 2018

c. The nature of the relationship between the victim and the suspect;

Status	2017	2018 YTD*
Known (victim knew suspect)	42	3

Status	2017	2018 YTD*
Unknown (victim did not know suspect)	16	0
Not Known (relationship is not known)	58	12
Total	**116**	**15**

*As of February 21, 2018

d. Whether the homicide occurred inside, outside, or in a vehicle;

Location	2017	2018 YTD*
Inside	27	8
Outside	79	7
In a vehicle	10	0
Total	**116**	**15**

*As of February 21, 2018

e. Whether the suspect had been previously arrested and, if so, for what offense;

Arrest information is based on top charge for arrests within DC.

Prior Arrest in DC (top charge) – Suspect	2017	2018 YTD*
Murder/Manslaughter	7	0
AWIK/Attempted Murder	5	0
Sex Abuse of a Child	1	0
Robbery/Carjacking	11	1
ADW	15	0
Assault (Aggravated or Simple)	4	0
UUV	2	0
Weapons Poss.	7	0
No Permit	2	0
Cruelty to Children	2	0
Fraud	0	1
No Prior Arrests	6	0
Total	**62**	**2**

*In CY 2017, 62 defendants were arrested for homicides that occurred in 2017.

f. Whether the victim has been previously arrested, and if so, for what offense;

Arrest information is based on top charge for arrests within DC.

Prior Arrest in DC (top charge) - Victim	2017	2018 YTD*
Murder	5	1
AWIK/Attempted Murder	1	0
Sex Abuse/Assault	1	2
Sex Abuse of a Child	2	0
Robbery/Carjacking	20	5
ADW	21	0
Assault (Aggravated or Simple)	5	2
APO	5	0
Burglary	1	0
Cruelty to Children	1	0

Prior Arrest in DC (top charge) - Victim	2017	2018 YTD*
Theft	6	2
Narcotics Charge (armed or unarmed)	5	1
Threats	2	0
Kidnapping	1	0
Weapons Poss.	6	0
Unlawful Entry	2	0
Driving Offenses	3	0
Destruction of Property	1	0
Fugitive from Justice	1	0
No Prior Arrests	27	2
Total	**116**	**15**

*As of February 21, 2018

g. The age, gender, and race or ethnicity of the victim; and

Age of victim	2017	2018 YTD*
Under 18	7	5
18-24 years old	28	4
25-29 years old	18	3
30-34 years old	23	0
35-39 years old	7	0
40-49 years old	16	1
50+ years old	17	2
Unknown	0	0
Total	**116**	**15**

*As of February 21, 2018

Gender of victim	2017	2018 YTD*
Male	97	11
Female	19	4
Total	**116**	**15**

*As of February 21, 2018

Race of victim	2017	2018 YTD*
Black	106	15
Hispanic	8	0
White	2	0
Asian	0	0
Unknown	0	0
Total	**116**	**15**

*As of February 21, 2018

h. The age, gender, and race or ethnicity of the suspect.

Age of suspect	2017	2018 YTD*
Under 18	7	0
18-24 years old	17	1
25-29 years old	14	0

Age of suspect	2017	2018 YTD*
30-34 years old	6	0
35-39 years old	8	0
40-49 years old	5	0
50+ years old	5	1
Total	**62**	**2**

*As of February 21, 2018

Gender of suspect	2017	2018 YTD*
Male	59	2
Female	3	0
Total	**62**	**2**

*As of February 21, 2018

Race of suspect	2017	2018 YTD*
Black	58	1
Hispanic	4	1
White	0	0
Asian	0	0
Unknown	0	0
Total	**62**	**2**

*As of February 21, 2018

74. How many seizures of synthetic drugs being transported into the District has the Department made in FY17 and FY18, to date?

The Department made four separate seizures of trafficked synthetic drugs in 2017. So far there have been no seizures in 2018. Overall, there appears to have been a drop in the number of incidents and amount of material trafficked into the District of Columbia.

75. How many arrests did MPD make for possession of synthetic drugs in FY17 and FY18, to date?

The Department made 125 arrests in FY17 where an individual was charged with a possession of a controlled substance for synthetic cannabinoids. From October 1, 2017 to December 31, 2017 (FY18 Q1), MPD made 16 such arrests. An arrestee may have been charged with a more serious crime.

In addition, NSID made 159 distribution arrests in FY 2017 and 13 distribution arrests in FY 2018 YTD.

76. Section 3 of the Omnibus Public Safety and Justice Amendment Act of 2016 (D.C. Law 21-280) amended the Chief of Police's existing authority to rehire retired officers without jeopardy to the officers' retirement benefits by allowing the Chief to rehire retired detectives and sergeants at certain pay grades.

a. How many detectives and sergeants are currently eligible for rehire by the Department under this legislation?

Members are only eligible to be rehired five years after separation, so the FY2013 figure, which includes the full year, is overstated.

	FY 2013	FY 2014	FY 2015	FY 2016	FY 2017	FY 2018*	Total
Sergeants	20	22	34	28	27	9	**140**
Detective Grade I	13	12	12	5	9	2	**53**
Totals	**33**	**34**	**46**	**33**	**36**	**11**	**193**

*FY 2018--through 2/3/18

b. How many have been rehired and are currently employed by the Department?

Rank	#
Detective 1	19
Sergeant	61

*YTD through 2/3/18

77. Please describe all current community policing initiatives, including community outreach.

At the Metropolitan Police Department, community policing is not an initiative or a program, but rather a core principle that informs and grounds our practices. As such, it is not possible to simply provide a list of all community policing initiatives. We encourage the public to read MPD's annual reports to get a better idea of the Department's interactions and activities with the community. These can all be found online at http://mpdc.dc.gov/page/mpdc-annual-reports. A sample of recent or ongoing initiatives is provided below.

ANC Newsletter: In December 2017, MPD began publishing a quarterly newsletter to provide Advisory Neighborhood Commissions with pertinent information about MPD to stay updated and inform constituents. The Newsletter includes: featured MPD members, relevant statistics and crime trends, initiative spotlights, key points of contact, upcoming events, and ways for the community to be involved.

Recruit Training -- Community Engagement: The Department's recruits participated in a number of outreach events, including work with at least two District elementary schools – Leckie Elementary and Patterson Elementary – to discuss policing and how the Department helps ensure public safety. Recruits also participate in back to school outreach at Metro Stations throughout the District to welcome students and help ensure they have a safe ride to school. Further, recruits assisted in collecting boxes and canned goods for Thanksgiving as a part of Project Harvest and assisted in hurricane relief by loading donated clothes, food, and water into trailers.

Cadets – Community Engagement: Cadets took advantage of a number of opportunities throughout the District. These included their work at Houston Elementary School, where they spoke with students on topics ranging from bullying to the importance of education. Cadets also participated in several school fairs, including at Cesar Chavez High School, Cardozo High School's Career Day, and the Post Graduate Fair at Bald Eagle Recreation Center. Cadets also participate in the Department's Shop with a Cop initiative where they cultivate a positive relationship with younger children. Additionally, cadets are active in our Beat the Streets program, where community members of all ages enjoy musical performances from local bands and artists, as well as a street festival-like environment with local vendors and literature distributed by local social service agencies.

The Office of Volunteer Coordination (OVC): provides numerous volunteer opportunities for members of the community to engage with the Metropolitan Police Department (MPD) and learn

more about its operations and responsibilities. The following is a list of current programs and participation:

- Reserve Corps Division – Reserve Corps members work daily to supplement the operations of career members in the districts, within the Special Operations Division, and other assignments. RCD members routinely volunteer for and work special events, including the following high priority details: Chinese New Year, Georgetown Halloween, High Heel Race, Inauguration Day, and 4th of July. Reserve Corps members also participate in numerous community events, such as the Polar Plunges across the city. Reserve Corps members also routinely patrol in the districts and work monthly Reserve Corps Focus Initiatives, supporting the operations of specific districts for them. Currently, there are 90 Reserve Corps Members (including 13 recruits slated to graduate in April).

  Reserve Corps members provide not only important assistance to career members of MPD, but valuable services to the community. In their capacity as Reserve Corps members, these individuals embrace the philosophies of community policing in their everyday assignments and in their volunteer commitment to the District's citizens and visitors.

- Community Engagement Academy – this seven week program allows community members to learn firsthand about police operations. Through this initiative, the Department seeks to provide participants with a personal view of the positive aspects and challenges that confront officers on a daily basis. Topics include, but are not limited to: youth and family services, use of force discussions, specialized policing, and a tour of the United States Holocaust Museum Memorial. In 2017, 75 citizens completed the Community Engagement Academy.

- Expeditioners Program – this program launched in fall of 2017 and in partnership with the DC Police Foundation, provides middle school and high school students, who are interested in a possible career in law enforcement, an inside look at what police do every day. MPD recognized a need to reach young people sooner than when they were eligible for the Cadet Corps at age 17, and thus, formed this program which has two age levels: the high school expeditioners (9th grade – 20 years of age) and the Junior Expeditioners (6th – 8th grade). Sessions are led by specially selected officers who have been both nominated by their commanders and who have volunteered their time.

- Citizen Volunteer Corps – The Citizen Volunteer Corps (CVC) provides community members an opportunity to assist with the daily operations of MPD. The Department uses the services of volunteers wherever possible to increase community members' exposure to the operations of the Department and to benefit from the skills and abilities they may contribute. Volunteers serve as knowledgeable ambassadors to the communities they represent, thus strengthening the Department's relationships. There are approximately 50 active CVC members. One of the newest CVC opportunities is the Domestic Violence Liaison position, which allows volunteers to ride along with patrol officers to provide victims of domestic violence with resources and information provided by DC SAFE.

- Police for Tomorrow Fellowship – is a program composed of specially selected police officers, recruits, and civilian employees of MPD. Officers and civilian staff selected as Police for Tomorrow Fellows (currently 18) will participate in a series of workshops and community

activities designed and facilitated by faculty affiliated with Georgetown University Law Center's Program on Innovative Policing. Fellows will attend a two to three hour workshop and/or participate in a community engagement activity each month over a two-year period. Workshops will address topics such as innovative approaches to policing, current issues in criminal justice, criminal procedure and law, the role of police in a diverse and democratic society, race and criminal justice, and the unique history and demographics of the District, among others. Some workshops will include discussions with outside speakers from community organizations, universities, and city government.

The **Victim Services Branch** participated in 170 community based outreach events including work at Howard University's Safety Fair; Catholic Charities information session on victims' rights and services; the Denim Day, Sexual Assault Event; Casa Ruby's Transgender Drop-In Center-LGBTQ Project; National Night Out; and the Us Helping Us – LGBTQ Project and Out of Darkness: Addressing Sexual Exploitation of Boys and Men.

The **Youth and Family Services Division, Youth Intervention Prevention Unit (YIP)'s** mission is to build positive relationships between the police and youth through proactive and innovative programs. We foster mutual understanding, respect, and civic engagement amongst our youth. Our goal is to provide academic enrichment, life, and leadership skills to help our youth reach their full potential. YIP engages the youth in self-esteem building exercises to maximize their talent. Our programs build confidence, communication, and self-expression skills. YIP recognizes that it is every adult's responsibility to assist our youths become productive adults. YIP conducts several youth programs throughout the year, including:

- Reaching New Heights

  Reaching New Heights is a mentoring program for at-risk girls and boys. Its goal is to prevent the participants from entering the criminal justice system or re-offending. The program focuses on empowering, educating, and reinforcing the importance of having a positive attitude while dealing with life choices. Reaching New Heights is divided in three seven-week sessions that begin in November and end in April. There are 25 youth in each session with total of 75 participants.

- Youth Creating Change

  Youth Creating Change is a program that was created to target youth living within the Summer Crime Initiative Areas. The focus is to build a greater relationship between the youth and law enforcement and to engage the youth within their community. The YCC members learn team building, build leadership skills, and perform service projects within their communities. This program has a 90-day spring and summer session. Each session can accommodate 30 youth.

- Summer Youth Academy

  The Summer Youth Academy services youth between the ages of five and thirteen. The academy provides the youth with a structured summer filled with fun, education, safety, and life changing experiences. The youth are taught leadership and team building skills, self-respect, self-confidence, self-discipline, the importance of respecting authority, and the effects of bullying. The goal is to prevent juvenile delinquency during the summer months, while fostering a culture

of positive decision making and team work amongst the youth. The Summer Youth Academy operates during the summer months (June through August) and services seventy five youth each year.

- Shop with a Cop and Heroes and Helpers

  The YIP unit organized the Shop with a Cop and Heroes and Helpers program in 2017. These two programs were conducted during the Christmas season and allowed officers from the Metropolitan Police Department to shop with one hundred pre-selected children at Walmart and Target, respectively. Each youth that participated received a one hundred dollar gift card to shop at the stores.

78. Please provide the Shotspotter detection data for FY17 and FY18, to date.

An incident is an event that triggered a reaction from the gun detection sensors. Each event could be any one of the following:

- A single gunshot fired;
- Multiple gunshots fired; or
- Other ambient noise including potential firework or firecracker.

The number of rounds expended per event is not indicated in this report. One triggering event is reported as one incident. Each of these will prompt an investigation.

CY2017

District	Gunshot or Firecracker	Multiple Gunshots	Single Gunshot	Total Incidents
1D	15	82	48	145
3D	20	76	49	145
4D	26	96	60	182
5D	58	329	132	519
6D	168	1117	487	1772
7D	183	1330	606	2119
Total	**470**	**3030**	**1382**	**4882**

CY2018 YTD (through February 8, 2017)

District	Gunshot or Firecracker	Multiple Gunshots	Single Gunshot	Total Incidents
1D	2	2	1	5
3D	1	6	2	9
4D	3	15	4	22
5D	7	28	9	44
6D	11	146	43	200
7D	15	166	54	235
Total	**39**	**363**	**113**	**515**

a. Are all areas of the District covered by Shotspotter? If not, which are not covered, and why?

Not all areas of the District are covered by ShotSpotter. ShotSpotter's charges are based on the total coverage area, so MPD has worked with the vendor to make sure that areas that are experiencing high numbers of Sounds of Gunshots Calls for Service are being covered.

79. Has training on human trafficking been put in place for MPD officers, as required by the Sex Trafficking of Children Prevention Amendment Act of 2014?

a. What agency/organization is providing the training?
b. What percentage of MPD officers have completed this training?

The Department created a mandatory, 4-hour block of online instruction for all sworn members of the Department related to Human Trafficking. We partnered with ShareHope, Polaris Project, Fair Girls, the U.S. Attorney's Office for the District of Columbia, Courtney's House, and the DC Office of Victim Services and Justice Grants to develop and implement the training.

In 2016, about 3,500 members of the Department completed the training of 11 modules, as listed below. This essentially represents all members, excluding new recruits and members not working full duty because of military service, FMLA, extended sick leave, and so forth. These topics have been incorporated into the current recruit curriculum:

1. Introduction to Human Trafficking;
2. Sex Trafficking;
3. Labor Trafficking;
4. Multidisciplinary Approach;
5. Effective Victim Services;
6. Preventing Child Sex Trafficking;
7. Focus on Youth;
8. Legal Needs and Rights of Victims;
9. The Victim Centered Case;
10. Now That We Are Free; and
11. Faces of Human Trafficking.

80. Does MPD plan to increase its capacity to address human trafficking by increasing the number of detectives in the Human Trafficking Unit?

Two investigators are being assigned to Human Trafficking in March.

81. How does MPD currently educate youth in public schools about how to stay safe from human trafficking in the District of Columbia?

This past school year, members of the Youth and Family Services Division and MPD-FBI Child Exploitation and Human Trafficking Task Force trained 103 School Resource Officers in human trafficking awareness. In 2018, the unit plans to train additional School Resource Officers as well as host several Child Exploitation and Human Trafficking presentations within DC Public High and Charter Schools.

82. How does MPD train School Resource Officers (SROs) to identify the signs of sex trafficking in minors? Please provide the details of the training plan, including the frequency of the training, the name of the training curriculum and the name of the individuals who conduct the training.

The SROs have participated in training provided by the Metropolitan Police Academy (MPA), in conjunction with the DC Human Trafficking Task Force; Free, Aware, Inspired, and Restored (FAIR) Girls; Shared Hope International; and the United States Attorney's Office along with CFSA. In the one-day seminar, members learn effective tools for identifying the crimes of sex trafficking and labor trafficking through comprehensive case examples and evidence-based law enforcement strategies. The training addresses the following topics:

- National & local scope juvenile sex trafficking;
- Victim profiles (vulnerabilities, statistics, and traditional ideologies);
- Various forms of minor sex trafficking (street pimps, familial, gang, etc.);
- Trafficker profiles;
- Recruitment/grooming techniques;
- Methods of control/coercion;
- "The Game" (terminology, rules);
- Gang trafficking dynamics, recruitment, control;
- Psychological/behavioral/social indicators of trauma;
- Red flags and tips on interacting with potential victims;
- Case studies; and
- Local resources and appropriate responses to suspected victims.

MPD's Youth Division gave a presentation to the SROs on identifying human and child sex trafficking on February 16, 2018. In 2016, the SROs competed the online training, *Faces of Human Trafficking and Understanding and Preventing Child Sex Trafficking*. Additionally the SRO(s) were given a presentation by Youth and Family Services Division's Internet Crimes Against Children Investigators and provided resources for the National Center for Missing and Exploited Children.

The SRO(s) provide presentations at DCPS and PCS schools, DPR Recreation Centers, juvenile group homes, and summer camps on related topics such as Internet Safety and Good Touch/Bad Touch.

83. Please provide the data for FY17 and FY18, to date, of the number of minors by age, gender, race, and ward that MPD has referred to the Child and Family Services Agency because they were identified as or are at-risk of being trafficked.

The Metropolitan Police Department referred the following number of cases to the Child and Family Services Agency during the calendar years 2017 and 2018 YTD (through February 12, 2018):

	CY17	CY18 YTD*
Total	**93**	**12**
Age		
10	1	0
11	1	0
12	3	0

	CY17	CY18 YTD*
13	5	0
14	8	1
15	16	1
16	20	3
17	27	6
Unknown	12	1
Gender		
Male	7	1
Female	76	11
Unknown	10	0
Race		
Black	74	11
White	2	0
Hispanic	7	1
Unknown	10	0
District		
1D	6	0
2D	2	0
3D	6	0
4D	7	2
5D	12	2
6D	23	4
7D	18	4
MD	7	0
VA	2	0
Unknown	10	0
Total	**93**	**12**

*YTD through 2/12/18

a. ***For FY17 and FY18, to date, please provide the number of minors that MPD identified as currently being or at-risk of being sex trafficked, but did NOT refer to CFSA, by age, gender, race, and ward. Please include an explanation as to where these minors were referred.***

The Metropolitan Police Department refers all allegations of sex trafficking of minors to Child and Family Services Agency.

b. ***For FY17 and FY18, to date, please provide the total number of minors that MPD has taken into custody after identifying them as currently being or at-risk of being sex trafficked by age, gender, race, and ward.***

The Metropolitan Police Department refers all allegations of sex trafficking of minors to Child and Family Services Agency. Please see the figures provided in this response.

84. ***The "Sex Trafficking of Children Prevention Amendment Act of 2014" only provides immunity from prosecution for prostitution to minor under 18 years of age. How will MPD handle young adults between 18 and 21 years of age who are under the care and custody of CFSA until 21 years of age?***

The Metropolitan Police Department and the US Attorney's office refer victims of sex trafficking between the ages of 18 and 21 years to community organizations (Courtney's House, Fair Girls) that are partnered with the MPD through the DC Human Trafficking Task Force. The goal is to get the victim necessary support and services.

85. What do officers do when they identify a minor that is or is at-risk of being sex trafficked?

Metropolitan Police Department officers notify the Youth and Family Services Division and Child and Family Services Agency as soon as officers identify that a minor is being sex trafficked or at risk of being sex trafficked.

86. For FY17 and FY18, to date, list the service providers to whom MPD has referred minors who are currently being or at-risk of being sex trafficked.

In FY 17 and FY 18, to date, the Metropolitan Police Department referred trafficked minors and minors who are at risk of being trafficked to community organizations such as Courtney's House and Fair Girls, and the DC Government's Child and Family Services Agency for support and services.

87. How many minors has MPD taken into custody in School Year 2016-2017 because officers had reasonable grounds to believe the minor was truant?

During School Year 2016 – 2017, 3,160 minors were taken into custody by MPD because there were reasonable grounds to believe that the minor was truant. It is important to note that this is not an arrest.

88. What procedure does MPD follow when an officer takes a minor into custody for truancy?

When an officer observes a youth that appears to be of compulsory school attendance age on public space or in a public place unaccompanied by an adult having custodial right or lawful interest in the child during periods when schools are in session, the officer will initiate a stop of the youth in order to determine if he or she is truant. The youth will be asked to present an official document authorizing an absence from school. The officer initiating the stop will also determine if the juvenile is wanted on an outstanding custody order, or may be the subject of a missing person report.

A youth that is unable to justify an absence from school will be taken directly back to his or her school. The initiating member will document the contact and forward a copy of the form to the MPD Youth and Family Services Division.

If a youth is not enrolled in a school, depending on the circumstances, MPD may take him or her to the DCPS Student Placement Office or to CFSA. For youth that do not live in DC or attend a DC school, MPD attempts to contact a parent or guardian. However, if the youth is under 12 years of age, MPD transports them to CFSA.

89. Please provide the protocol for responding to criminal incidents that occur in and around school property, including the protocol for notifying school officials and parents of the circumstances surrounding those incidents.

School Resource Officers notify an MPD School Safety Division Official in the event that a significant incident or crime occurs in or immediately around a school. The SRO will complete a report for all events pursuant to departmental reporting guidelines, especially allegations of criminal

conduct, occurring inside a school. The SROs handle incidents or MPD police reports occurring inside or on the grounds of the assigned cluster of schools during their tour of duty.

The SROs ensure that MPD and school officials are notified of any relevant information that may impact the school day, such as criminal events occurring after school hours that may impact school safety, spillover events, or intelligence information regarding students' involvement in criminal activities.

MPD ensures that principals or their designees are made aware of significant incidents or crimes occurring outside schools that may disrupt school operations. MPD works with school officials on parental notification regarding incidents that occur.

90. Please list the dates and times of all school security officer trainings, the topics covered, and the number of security officers in attendance at trainings in FY17 and FY18, to date.

The following trainings were provided to school security officers during FY17 and FY18, to date:

Training	Date/Time	Topics Covered	# of Attendees
Guard Training Review (New Contract)	August 9 -10, 2017 (16 hours)	• Conduct and Appearance • Observation, Description, and Report Writing • Patrol Techniques • Magnetometer and X-Ray Machine • School Security Orders • Diversity Training • Effective Communication • Ethics • Visitor Control	360
Basic Training for Newly Hired Officers	September 5-8 & 12, 2017 (40 hours)	• Magnetometer and X-Ray Machine Screening • Alarm and Video Monitoring • Report Writing • Conduct and Appearance • Patrol Techniques • Customer Service and Professionalism • Bomb Searches • Laws of Arrest • Terrorism • Use of Force • First aid/CPR	19
New Hire Training	January 15 - 19, 2018 (40 hours)	• Magnetometer and X-Ray Machine Screening • Alarm and Video Monitoring • Report Writing • Conduct and Appearance • Patrol Techniques • Customer Service and Professionalism • Bomb Searches • Laws of Arrest • Terrorism • Use of Force • First aid/CPR	15
Supplemental Training	April 19, 2017 (8	• Leadership Overview – Expectations	413

Training	Date/Time	Topics Covered	# of Attendees
	hours)	• School Incident Reports • Post Orders - deviation by Principal of School via Prescribing Authority • DCPS Employee Identification (No Sign In) • De-Escalation and Restorative Justice • Emergency Preparedness and Guidance • DCPS SPO Role and Responsibilities • Magnetometer, X –Ray Machine, Wanding, & Weapons Abatement	
Supplemental Training	December 1, 2017 (8 hours)	• Conflict De-Escalation/Resolution • School Security Officer Customer Service • Report Writing/Incident Reports • Post Orders	367
Supplemental Training	January 19, 2018 (8 hours)	• Search, Seizure, and Detention • Use of Force • DCPS Student Climate • Drugs/Controlled Substances • Court Preparation and Procedures	368

91. How many security officers are currently assigned to DCPS schools?

During SY 2017/2018 there are 313 guards assigned to DCPS, of which 277 are Security Officers and 36 are Special Police Officers.

92. Please provide a copy of the contract for security officers in DCPS schools.

The requested information is attached.

93. How many allegations of school security officer misconduct occurred in FY17 and FY18, to date? Please provide the status of any investigations and their results.

The District of Columbia Public Schools investigates non-criminal allegations of misconduct. We are working with DCPS to compile this information.

94. Please provide the number of School Resource Officers employed by MPD.

- 1 Inspector
- 2 Lieutenants
- 17 Sergeants
- 89 School Resource Officers

95. Please provide the number of students arrested on school grounds during School Years 2016-2017 and 2017-2018, to date. For each student arrested, please list:

a. The reason for the arrest;
b. The student's age, gender, and race;
c. The school campus where the arrest was made;
d. The reason for the arrest; and
e. If the arrest was made by a School Resource Officer.

The Department is working to compile this information.

96. How many officers are currently assigned to patrol the Metropolitan Branch Trail ("MBT")? Please provide a breakdown of how these officers patrol the trail, i.e. foot patrol, bike patrol, or Segway.

We currently have five mountain bicycle officers that patrol the MBT during the day and evening tour of duty. Three officers are dedicated to the trail and two others patrol the trail as part of their beat.

97. How many MPD-owned cameras are in operation along the MBT? Please provide the location of each camera along the MBT and how the footage is monitored.

MPD does not have any cameras on the MBT.

98. How many crimes were committed on the MBT in FY17 and FY18, to date? How many of these crimes resulted in an arrest?

In 2017, there were two assaults with a dangerous weapon, one robbery, one simple assault, and one theft. In 2018, to date, one simple assault has been reported. While none of these crimes have closed yet, two arrests were made last year for two robberies that occurred in 2016.

99. What is MPD's plan for reducing domestic violence-related homicides?

The Department addresses intra-family violence by providing direct and expedited services to victims. Our Office of Victims Services connects victims with critical services in the city. Through a number of initiatives and partnerships that advance advocacy and intervention, MPD works to improve the safety and empowerment of victims and reduce both the lethality and prevalence of domestic violence.

One example of MPD's efforts is its participation in the High Risk Domestic Violence Initiative. This initiative is coordinated by DC SAFE under the Mayor's Office of Victim Services and Justice Grants. We partner with other government agencies (e.g. DBH, CFSA, CSOSA, DCSC, PSA, OAG, DCFNE, DCHA, DHS, DCPS, and the USAO) as well as victim advocate organizations (Network for Victim Recovery of DC, and Survivors and Advocates for Empowerment) to promote this initiative. All partner organizations work together to support risk-based interagency interventions of ongoing cases of domestic violence, in particular intimate partner violence. The committee works toward ensuring the safety and empowerment of victims by providing direct and expedited services. Agency representatives meet bi-monthly and conduct a collaborative case review to evaluate performance of the Lethality Assessment Protocol (LAP), effectiveness of interventions, gaps in services, trends in victimization, and to problem solve. The group discusses cases based on documented risk factors through the LAP assessment score, frequency of agency contact with the victim, as well as other factors that illustrate risk or barriers to effective intervention. Recommendations are made during the case review and each agency is responsible for their respective follow up actions or interventions that are identified.

100. Has MPD entered into any MOUs or other collaborations with community organizations, domestic violence victim service providers, or other government agencies to reduce these homicides?

MPD has entered into Memorandums of Agreement with the following partners that may help reduce domestic violence, and especially lethal domestic violence.

- Crisis Response Line
    - On Call Advocacy Program (OCAP)
- Network for Victim Recovery of DC
- LAP Alert (Domestic Violence Assessment Tool)
- Superior Court of the District of Columbia - Domestic Violence Intake Centers
    - Office of the Attorney General
    - US Attorney's Office
    - Superior Court of the District of Columbia
    - Survivors and Advocates for Empowerment (SAFE)
    - The Legal Aid Society of the District of Columbia
- Department of Human Services

101. How many officers in the Domestic Violence Unit are dedicated to serving civil protection order petitions and civil protection orders?

Eight officers are assigned to the Criminal Investigation Division CPO Unit to serve civil petitions/protection orders, hearing notices, and temporary protection orders.

102. Please describe the Department's implementation of the following programs or initiatives:

a. The Police Officers Retention Program: how many officers applied in FY17 and FY18, to date, by year, and how much has been expended, by year?

The Police Officer Retention Program was not funded in FY2017. So far in FY2018, 44 members have been granted an award, for a total of approximately $512,000. A second round of applications was launched on February 9, 2018 which will be open for one month.

b. Six-Month Housing Assistance Program: how many officers have applied in FY18, to date, and how much has been expended?

In FY2018, a total of 13 officers applied for the Six-Month Housing Allowance Incentive Program. Seven applications have already been approved for a total sum of $42,000. Information regarding this incentive is being included on all key outgoing correspondence to the applicant and it is being discussed during mass applicant processing events.

c. Of the ten civilianized positions approved by the Council in the FY18 budget, how many of those positions have been filled?

- Seven accident coordinators for the police districts – Interviews completed; selected candidates will be in the background investigation process by 2/7.
- Three civilian investigators for the Internal Affairs Division – Selected candidates are currently in background investigation process.

d. How has the Department coordinated with the Department of Behavioral Health to begin implementation of the pre-arrest diversion program approved by the Council in the FY18 budget? Have any funds of the appropriated funds been expended (please consult with DBH if MPD does not have access to this information)?

MPD is working with the Department of Behavioral Health (DBH) and the Department of Human Services (DHS) to develop an adult pre-arrest diversion pilot program. The program, which we expect to launch later this spring, will provide individuals facing mental illness and/or substance use disorders who may otherwise be arrested for minor criminal offenses with the opportunity to receive supportive services. By providing a diversion program focused on providing individuals with needed services as an alternative to criminal charges, these agencies can help to break the cycle of arrest, incarceration, release, and re-arrest.

The pre-arrest diversion pilot program will provide participants individualized services focusing on:

- **Harm reduction:** Connecting those in need with treatment programs and social services;
- **Peer support:** Using shared experiences to promote and encourage success;
- **Intensive outreach:** Engaging participants in the community to help maintain and improve their level of engagement with services; and
- **Service system navigation:** Using professional staff, peer supports, and partnerships to connect participants with available community services and economic supports.

The only expenditures, to date, are for the salary of the program director, Anthony Hall, LICSW, who was hired by DBH in January.

e. New MPD CCTV cameras: how many cameras were purchased, at what cost, and where were they placed?

The requisition is being finalized for an additional 8-10 CCTV units, utilizing the $200,000 appropriated during the FY18 budget process. The exact placement of these units is still being assessed, but they will be deployed in/near PSAs 104, 105, 106, 308, and 507, as directed in the Committee report.

103. How many citations were issued in FY17 and FY18, to date, for illegal U-turns across a bike lane? For parked vehicles in a bike lane? Driving/operating in a bike lane?

Officers issue a citation for "Stopping, standing, or parking vehicle in bike lane" when an individual parks in a bike lane. Since there is no specific violation for operating a vehicle in a bike lane, we cannot provide a figure for this. In cases of operating a vehicle in a bike lane, officers might cite a driver for a number of different violations, such as failing to pay full time and attention, failing to keep in proper lane, or another violation. For illegal U-turns, "Improper turn" is the relevant violation. However improper turn is not limited to violations made through a bike lane, so the figures below involve all tickets.

Violation	FY17	FY18 YTD*
Stopping, Standing, or Parking Vehicle in Bike Lane	837	268
Improper Turn	380	194

**YTD through 2/8/18*

104. Please provide information on the number of non-photo enforcement traffic citations issued in FY17 and FY18, to date.

a. What was the total revenue collected in FY17 and FY18, to date, by year, from non-photo enforcement traffic citations?

The following table includes MPD's non-photo enforcement traffic citations and warnings.

Type	FY17	FY18 YTD*
Parking	45,416	15,170
Moving	57,824	19,241
Warning	8,206	1,552
Total	111,446	35,963

*Through 1/31/18

I hope you find this information helpful. I look forward to discussing it with you at the hearing this Thursday, March 1, 2018.

Sincerely,

Peter Newsham
Chief of Police

cc: Muriel Bowser, Mayor
Kevin Donahue, Deputy City Administrator, and Deputy Mayor for Public Safety and Justice